





联鑫企业

LIANXIN ENTERPRISE

Bob He | +86 13777262465

sales-bob@lian21.com

www.vigourhardware.cn

地址：浙江省宁波市奉化区莼湖开发区天海路266号

No. 266 Tianhai Road, Chunhu Development Zone,

Fenghua District, Ningbo, Zhejiang, China

Contact details updated: 16 Oct 2026

LIANXIN ENTERPRISE 联鑫企业 塑钢系列 Upvc Series 总第十三期

NB-LYX

LIAN YONG XIN HARDWARE FORDOOR & WINDOW

联鑫企业

LIANXIN ENTERPRISE

塑钢系列 Upvc Series

宁波市联勇鑫建筑五金有限公司

NINGBO LIANYONGXIN CONSTRUCTION HARDWARE CO.,LTD.

尊敬的联勇鑫用户

DEAR LIANYONGXIN PARTNER

本样册收录门窗五金配置方案、产品资料及安装参考信息。

产品型号、材料及尺寸按原样册保留。选型、适配与当前供货情况，请在下单前与我们确认。

联系方式已更新；企业历史图片和资料不代表当前生产基地或认证状态。

This catalog presents window and door hardware configurations, product information and installation references.

The original models, materials and dimensions are retained. Confirm suitability and current availability before ordering.

Contact details have been updated. Historical images and records do not describe current production sites or certification status.

企业简介 Company Profile

宁波市联勇鑫建筑五金有限公司的制造业务积淀，
由宁波市慧格智能制造有限公司（VIGOUR）延续。
我们设计和生产门窗五金配件，包括开窗器、执手、合页及锁具。

2023年，生产运营迁至宁波市奉化区莼湖开发区天海路266号。

证载标准：GB/T 19001-2016 / ISO 9001:2015。
认证范围：门窗五金配件的设计和生产。
注册号：03824Q01068R7M；发证日期：2024年1月30日。
证载有效期至2027年2月12日。

The manufacturing heritage of Ningbo Lianyongxin continues through VIGOUR / Ningbo Huige. We design and produce window and door hardware, including window operators, handles, hinges and locks.

In 2023, operations moved to No. 266 Tianhai Road, Chunhu Development Zone, Fenghua District, Ningbo, Zhejiang, China.

The supplied ISO 9001:2015 certificate names both Lianyongxin and Huige and covers the design and production of window and door hardware accessories. Registration: 03824Q01068R7M. Issued: 30 January 2024. Printed expiry: 12 February 2027.

Current company information and certificate: www.vigourhardware.cn
Contact Bob He: sales-bob@lian21.com | +86 13777262465

历史证书 / Archive



企业理念 Business Belief

以人为本，以诚立信，持续改进，创造精品。

People first, integrity, continual innovation, quality products.

1996 建立联鑫品牌的 UPVC 门窗滚针式滑轮，取代进口品牌的同类产品

2003 奉化新厂房及办公大楼落成并投入使用，同年产品成功出口英国及意大利等国家

2005 投资建立上海联勇鑫生产基地，专业化生产美式手摇开窗器系统

2008 企业集团化转型，成立宁波市联勇鑫建筑五金有限公司及北京联勇鑫，主要生产内平开系统五金件

2010 在奉化弥勒圣地建立中华布袋弥勒文化博物馆

2013 高档铝木复合窗五金系统开发成功

历史厂区示意图（非现厂区） / Historical factory illustration



历史销售网络
Historical sales network





历史奉化行政楼 / Historical office



历史上海厂区（非现生产基地）

历史北京厂区（非现生产基地）

中华布袋弥勒展览馆

何慧鑫

弥勒

大约在五代以后，江浙一带的寺院中开始出现笑口弥勒佛的塑像。其实这是按照布袋和尚的形象塑造的。布袋和尚，明州（宁波）奉化人，或谓长汀人，世人不知道他的族氏名字，自称契此，又号长汀子。世传为弥勒菩萨之应化身，身体胖，眉皱而腹大，出语无定，随处寝卧。常用杖挑一布袋入市，见物就乞，别人供养的东西统统放进布袋，却从来没有人见他把东西倒出来，那布袋又是空的。假如有人向他请问佛法，他就把布袋放下。如果还不懂他的意思，继续再问，他就立刻提起布袋，头也不回地离去。人家还是不理会他的意思，他就捧腹大笑。







“中华布袋弥勒展览馆”于 2008 年 11 月 18 日在中塔路 12 号联鑫企业老厂区内落成开馆，展区面积 1500 余平方米，共分六个馆区，收藏各种弥勒雕像、字画等展品两千余件。

笑口常開

大肚能容 TOLERATE

慈颜常笑 SMILE





企业荣誉

ENTERPRISE HONOR



































（部分产品检测报告）











（仅为部分证书）

高品质门窗五金制造商
High Quality Door & Window Hardware Manufacturer

目 录 Contents

01-42		配置系列 Configurations Series
43-66		执手系列 Handle Series
67-83		传动器系列 Transmission Series
84-97		门锁系列 Door lock Series
98-118		铰链系列 Hinge Series
119-155		摇窗器系列 Window Operator Series
156-166		窗锁系列 Window lock Series
167-172		滑轮系列 Roller Series
173-186		辅助件系列 Auxiliaries Series

塑钢推拉平开型材标准槽尺寸
Standard Groove Size of UPVC Sliding Casement Profile

联勇鑫 UPVC 推拉平开系列适用标准尺寸，具体要求如下图：

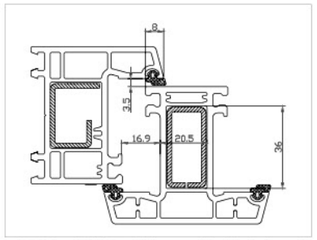

联勇鑫五金件要求外开无欧标槽窗扇和窗框型材的配合的尺寸

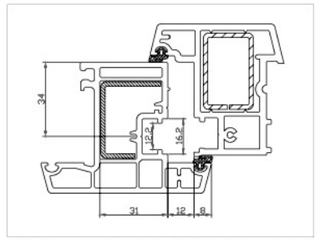

联勇鑫五金件要求外开带欧标槽 61 中庭和窗扇型材的配合尺寸

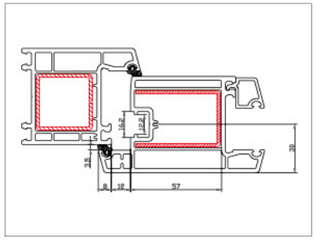

联勇鑫五金件要求外开带欧标槽门扇和门框型材的配合的尺寸

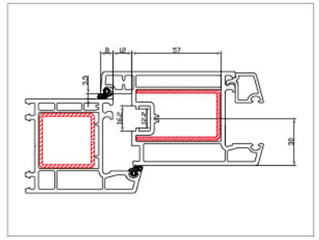

联勇鑫五金件要求内开带欧标槽门扇和门框型材的配合的尺寸

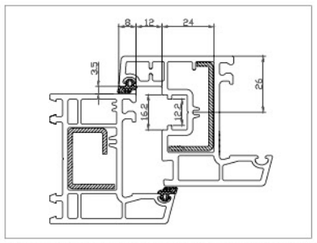

联勇鑫五金件要求内开带欧标槽窗扇和窗框型材的配合的尺寸

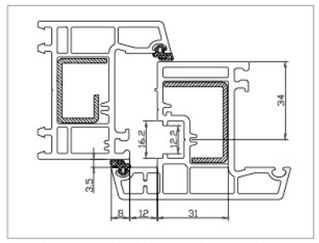

联勇鑫五金件要求外开带欧标槽窗扇和窗框型材的配合的尺寸

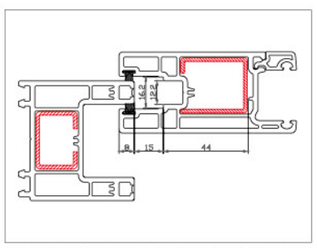

联勇鑫五金件要求推拉门扇和门框型材的配合尺寸

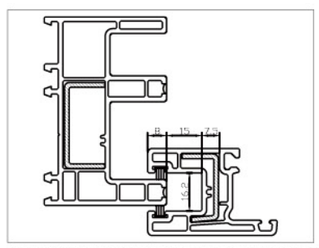

联勇鑫五金件要求推拉窗扇和窗框型材的配合尺寸

百叶窗、中悬窗配置
Shutters window /Pivoted window configurations

活动百叶窗配置如下：

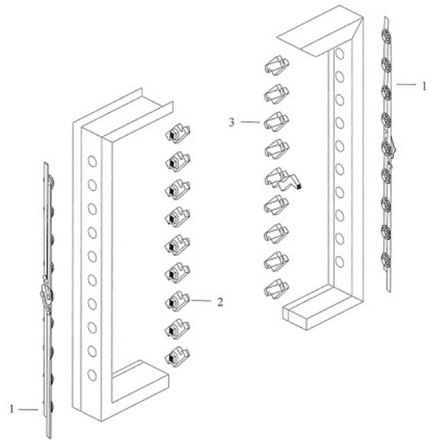

百叶（活动）窗　货号：9012

活动百叶窗 Movable shutters				
序号 NO	名称 Name	编号 Number	数量 Quantity	备注 Note
1	传动条	3.10.0017	1 套	600~1200
2	叶片	3.10.0018	视高度百定	
3	百叶执手	3.10.0019	1 只	

百叶（活动）窗规格设计及组装说明

1. 可调百页窗由于受连动杆和页片的限制、外形设计高度一般在 600 ~ 1300mm，外形设计宽度一般在 400-750mm 范围内。
2. 装百页窗页子架孔 n- ¢ 17.5。在 52 ~ 58mm 之间取 55mm 为适宜，保证 n- ¢ 17.5 孔的中心在尺寸 27mm，也即页子架型材筋的中心位置钻孔，左右各一根，并保证与孔之间对称分布，严格保证 54 ± 0.5mm 的距离。
3. 先把中间转盘和传动杆组合件一起放入页子架的底槽处，使中间转盘与传动组合件上的转盘一样一起与 n- ¢ 17.5 孔配合。
4. 把右页子座用手嵌入转盘中，会听到一声“嘀”声，其余页子座类似，安装左页子座于页子架型材也一样，注意安装时要保持左右页子座成对状分布，以免装反，致使百页窗左右页子盖无法同时插入。

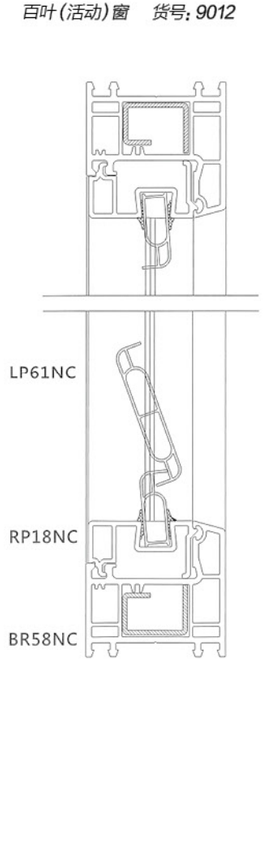

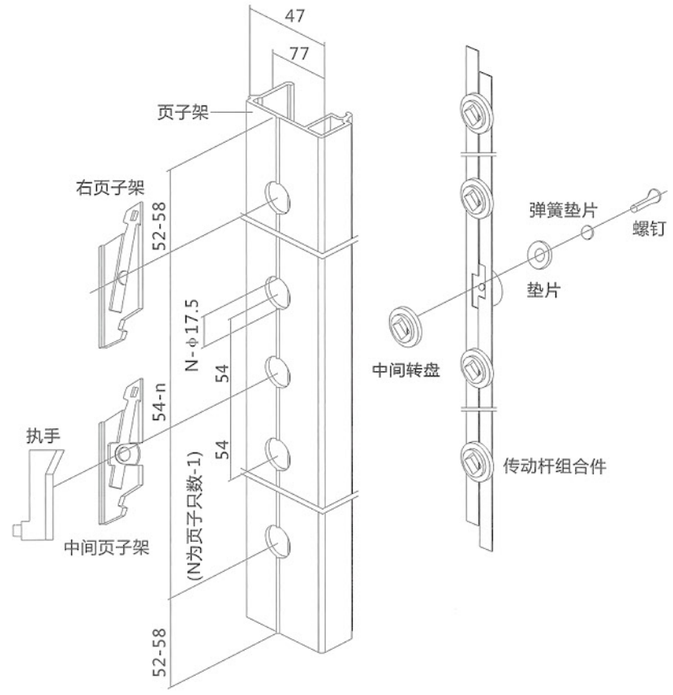

中悬窗配置如下:
Pivoted window configurations are as follows:

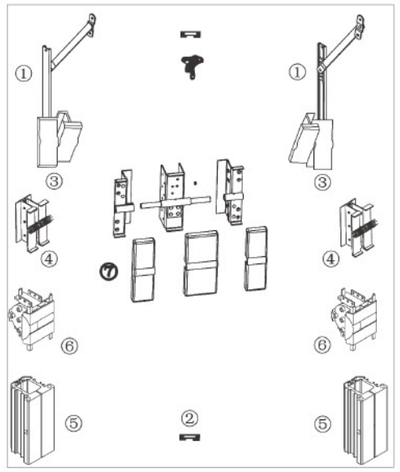

中悬窗 pivoted window				
序号 NO	名称 Name	编号 Number	数量 Quantity	备注 Note
1	风撑 Windbreak		2	600~1200
2	拉绳扣 Cable Loop		1	
3	1# 中悬窗铰链 1# Hinge	3.10.0020	1套	
4	2# 中悬窗铰链 2#Hinge	3.10.0021	1套	可选择
5	中悬窗铝铰链 Aluminum Pivoted Window Hinge	3.10.0022	1套	可选择
6	中悬窗塑铰链 Upvc Pivotedwindow Hinge	3.10.0023	1套	可选择
7	中梃铰链 Mullion Hinge	3.10.0118	1套	可选择

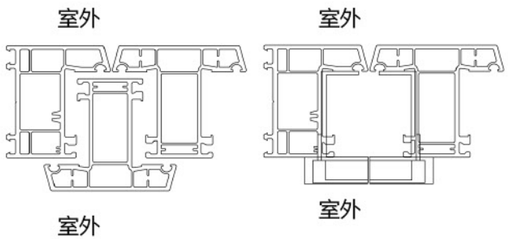

中悬窗安装图:

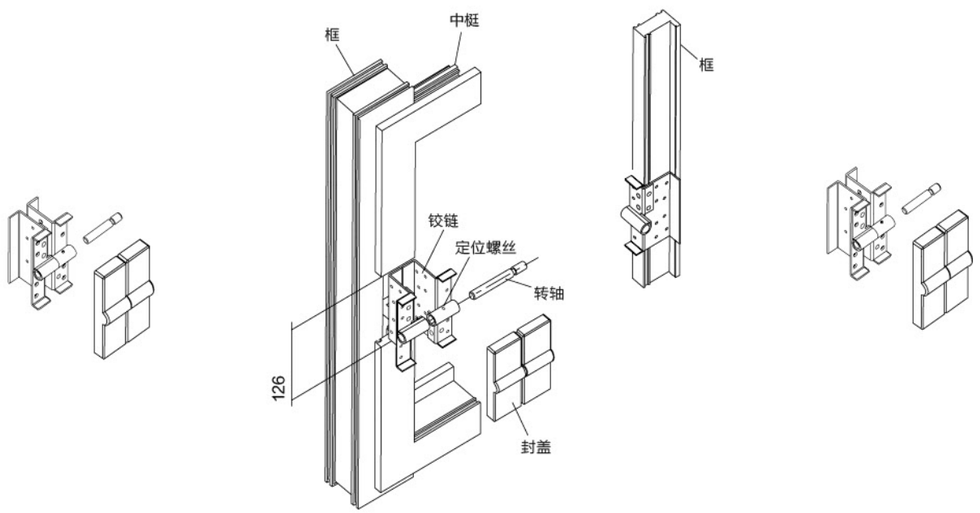

卷帘窗配置
Roller shutter window configurations

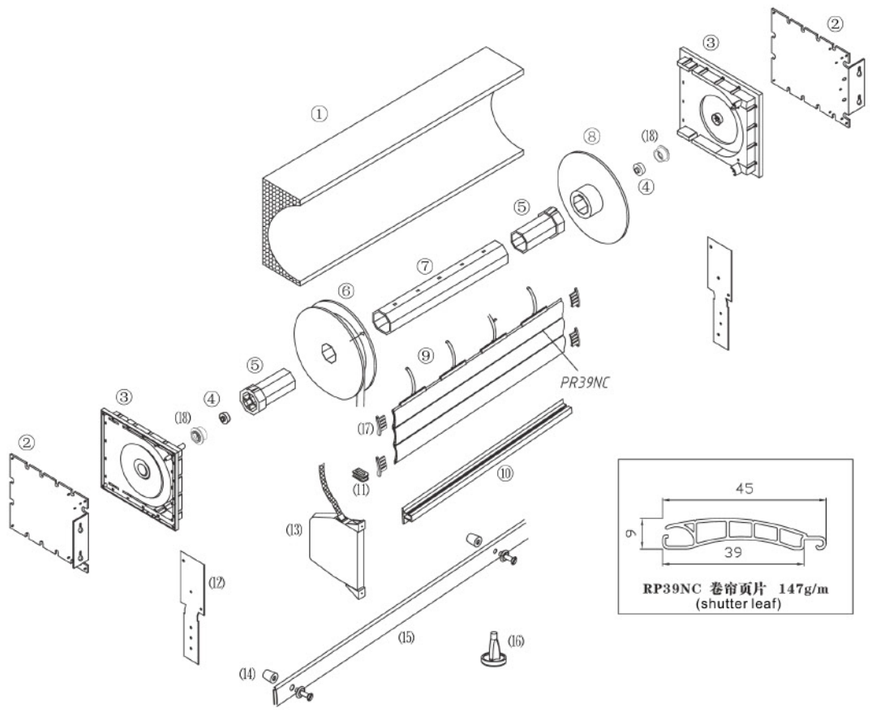

帘窗配置表 roller shutter window configuration diagram				
序号 NO	名称 Name	编号 Number	数量 Quantity	备注 Note
1	隔热泡沫	3.04.070027	1	
2	安装固定片(分左右)	3.10.0036(L)3.10.0037(R)	2	可选件
3	侧盖板	3.04.070012	2	
4	轴承	3.10.0040	2	
5	卷棍(带铁轴)	3.10.0041	2	
6	滚轮1号	3.04.070016	1	
7	八角棍1号	3.10.0042	1	
8	滚轮2号	3.04.070017	1	
9	挂扣	3.10.0043	4-8	
10	封扣	3.10.0044	1	
11	定位器	3.04.070024	1	
12	连接固定铁片(分左右)	3.10.0045(L)3.10.0046(R)	2	可选件
13	收绳盒	3.10.0047	1	
14	塑料挡块	3.10.0048	2	
15	档板	3.10.0049	1	
16	孔盖	3.04.070026	4-6	
17	卷帘窗堵头	9.08.0113(L)/9.08.0185(R)	视窗高度而定 14套/m	
18	轴承塑外套	3.04.070014	2	

电动卷帘窗安装注意事项:
1、搁板与侧盖板连接需要牢固可靠;
2、八角棍与闷头。电机驱动头处需要用白攻钉定位。以防止八角棍械可窜动;
3、卷帘盒需要安装是遮阳避雨处。以防温度过高或雨水淋湿电机引发事故;
4、电动行程等问题参照电机使用说明书。

电动卷帘窗配置
Electromotion roller shutter window configurations

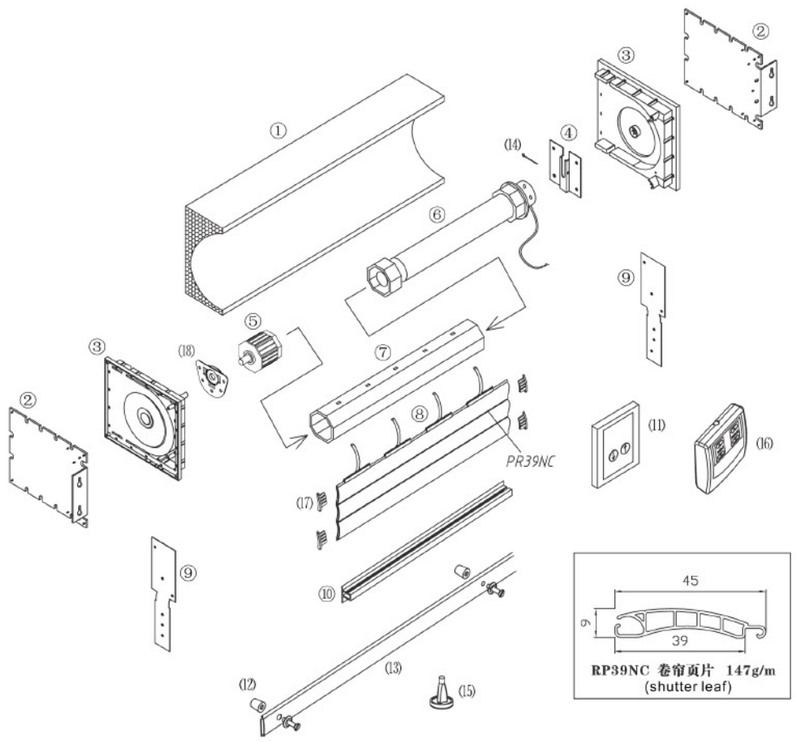

电动卷帘窗配置表 (Electric Roller Shutter Window Configurations From)				
序号 NO	名称 Name	编号 Number	数量 Quantity	备注 Note
1	隔热泡沫	3.04.070027	1	
2	安装固定片 (分左右)	3.10.0036(L)3.10.0037(R)	2	可选件
3	侧盖板	3.04.070012	2	
4	搁板	3.10.0050	1	
5	闷头	3.10.0051	1	
6	电机	3.10.0052	1	
7	八角棍 2 号	3.10.0053	1	
8	挂扣	3.10.0043	4-8	可选件
9	连接固定铁片 (分左右)	3.10.0045(L)3.10.0046(R)	2	视窗高度而定
10	封扣	3.10.0044	1	
11	开关	3.10.0054	1	
12	塑料挡块	3.10.0048	2	
13	档板	3.10.0049	1	
14	销子	3.10.0055	1	
15	孔盖	3.04.070026	4-6	
16	红外线遥控器	3.10.0060	1	
17	卷帘窗堵头	9 .08 .0113(L)/9.08.0185(R)	视窗高度而定 14 套 /m	
18	2 号搁板	3.10.0050B	1	

卷帘窗示意图

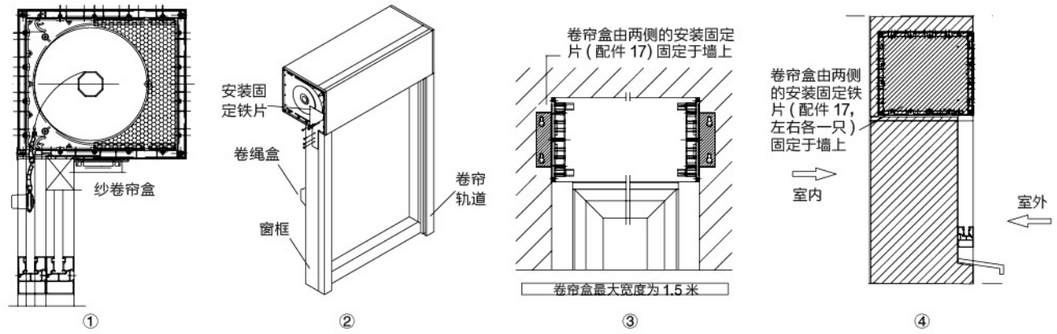

卷帘窗系统组装说明

下料

1、根据窗型尺寸按组装 1、组装 3 下料规则进行冷轧八角棍、卷帘页片、铝合金挡板、隔热材料、卷帘盒板的下料。

组装

2、型材 PA208NC (1 根) 靠近右侧盖板一边铣出一缺口 (10mm×21mm), 用于卷绳的提拉，并将固定卷绳的限位块 (配件 13) 嵌入其中 (见下图 1) 。

3、型材 PA208NC (1 根) 、PA205NC (2 根) 、EP28NC (1 根) 和铝材 SB20NC (1 根) 互相嵌入通过每边各 4 个螺钉固定在右侧盖板上 (见图 2、3)。

4、滚轮 1 (配件 4，用于固定卷绳和卷帘页片的轮子) 和滚轮 2(配件 5，用于固定卷帘页片的轮子) 分别和卷辊连在一起，安装在冷轧八角棍 (配件 6) 的两端，再将滚轮 1 (配件 4) 与安放了轴承 (配件 2) 的右侧盖板连接，安放了轴承 (配件 2) 的左侧盖板与滚轮 2(配件 5) 连接，并通过每边 4 只螺丝与卷帘盒板固定 (见图 4) 。

5、卷绳 (配件 11) 则通过面板上的限位块固定于滚轮 1 上，并在滚轮 1 上缠绕二圈 (以卷帘盒右侧为基准，滚轮 1 顺时针旋转) 后用螺钉固定，卷帘页片通过挂扣 (配件 7) 固定于冷轧八角棍上 (配件 6) (见图 4) 。

6、先将扁铁 (配件 19) 放入卷帘页片末端的铝合金挡板 (配件 8) 内，塑料挡块 (配件 9) 安装在铝合金挡板上，用于定位关闭的卷帘页片；拉紧卷绳，使卷帘页卷入卷帘盒内 (见图 6) 。

7、隔热材料 (配件 14) 放置在卷帘盒内，将最后一块面板 (PA205NC) 卡在卷帘盒上 (见图 6) 。

安装

8、每根卷帘轨道通过三只卡接螺钉 (配件 18) 固定在窗的两侧竖框上 (见图 8) ；卷帘盒通过二个安装固定铁片 (配件 16，左右各一只) 分别固定在窗框的两侧；卷绳盒 (配件 10) 用 3.5×19mm 螺钉固定在室内窗框右侧上 (见图 7) 。

9、卷帘盒通过两侧的安装固定铁片 (配件 17，左右各一只) 固定于墙体上 (见卷帘窗示意图③④) 。

组装 1

型材 PA208NC (1 根) 靠近右侧盖板一边铣出一缺口 (10mm×21mm), 用于卷绳的提拉，并将固定卷绳的限位块 (配件 13) 嵌入其中 (见图 1) 。

材料截面图	代号	数量	下料尺寸
	PA 208 NC	1	设计的卷帘盒宽度尺寸 -25mm
	PA 205 NC	3	设计的卷帘盒宽度尺寸 -25mm
	EP 28 NC	1	设计的卷帘盒宽度尺寸 -25mm
	SB 20 NC	1	设计的卷帘盒宽度尺寸 -25mm

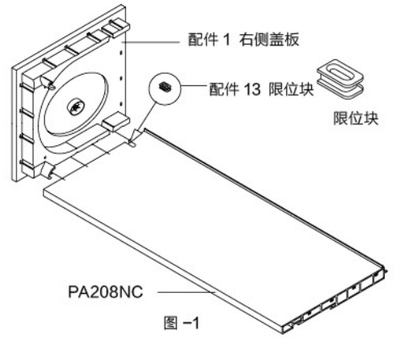

图 -1

组装 2

型材 PA208NC（1根）、PA205NC（2根）、EP28NC（1根）和铝材 SB20NC（1根）互相嵌入通过每边各 4 个螺钉固定在右侧盖板上（见下图）。

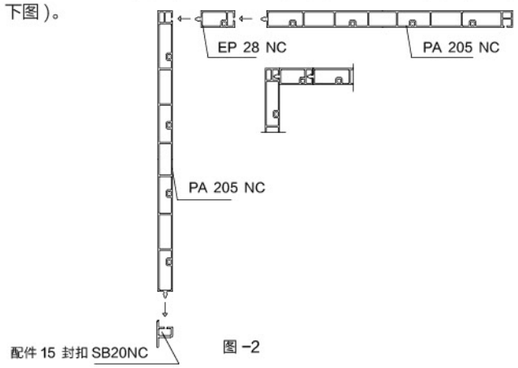

图 -2

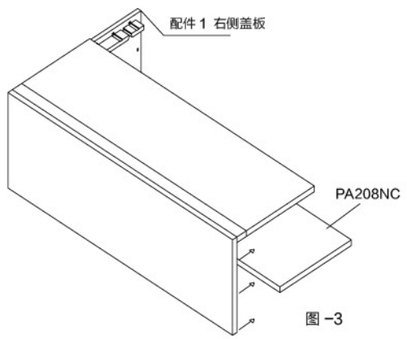

图 -3

组装 3（单扇组装）

序号 NO	名称 Name	数量 Quantity	备注 Note
1	侧盖板	2 只（1 只左、1 只右）	-
2	轴承	2 只	-
3	卷辊	1 只	-
4	滚轮 1（用于固定卷绳和卷帘页片的轮子）	1 只	-
5	滚轮 2（用于固定卷帘页片的轮子）	1 只	-
6	冷轧八角棍	1 只	W-74mm
7	挂扣	3 只 / 米	-
8	铝合金挡板	1 根	W-81mm（W ≤ 1.25 米）/ W-83mm（1.25 ∧ W ≤ 1.50 米）
9	塑料挡板	2 块	-
10	卷绳盒	1 只	-
11	卷绳	1 根	-
14	隔热材料	1 根	W-25mm
16	安装固定铁片	2 只	-
19	扁铁	1 根	铝合金挡板尺寸 -20
型材	卷帘页片（PR39NC）	（H-220）/39	W-81mm（W ≤ 1.25 米）/ W-83mm（1.25 ∧ W ≤ 1.50 米）

滚轮 1（配件 4，用于固定卷绳和卷帘页片的轮子）和滚轮 2（配件 5，用于固定卷帘页片的轮子）分别和卷辊连在一起，安装在冷轧八角棍（配件 6）的两端，再将滚轮 1（配件 4）与安放了轴承（配件 2）的右侧盖板连接，安放了轴承（配件 2）的左侧盖板与滚轮 2（配件 5）连接，并通过每边 4 只螺丝与卷帘盒板固定（见图 4）。

卷绳（配件 11）则通过面板上的限位块固定于滚轮 1 上，并在滚轮 1 上缠绕二圈（以卷帘盒右侧为基准，滚轮 1 顺时针旋转）后用螺钉固定，卷帘页片通过挂扣（配件 7）固定于冷轧八角棍上（配件 6）。

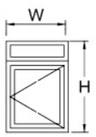

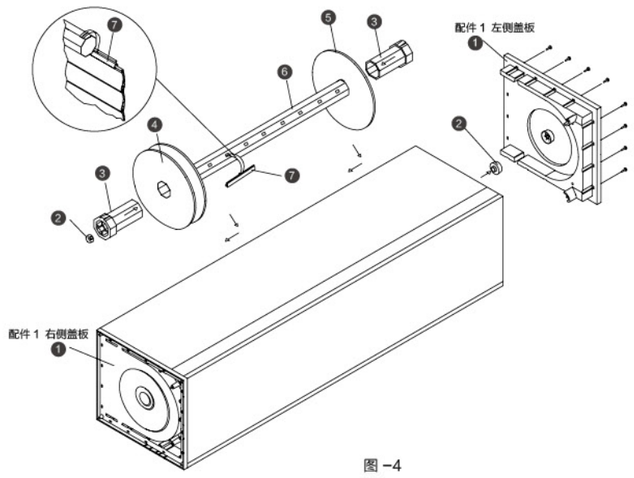

图 -4

组装 4（双扇组装）

序号 NO	名称 Name	数量 Quantity	备注 Note
1	侧盖板	4 只（2 只左、2 只右）	-
2	轴承	4 只	-
3	卷辊	2 只	-
4	滚轮 1（用于固定卷绳和卷帘页片的轮子）	2 只	-
5	滚轮 2（用于固定卷帘页片的轮子）	2 只	-
6	冷轧八角棍	2 只	W1-40mm / W2-40mm
7	挂扣	3 只 / 米	-
8	铝合金挡板	2 根	W1-60mm（W ≤ 1.25 米）/ W1-62mm（1.25 ∧ W ≤ 1.50 米） W2-60mm（W ≤ 1.25 米）/ W2-62mm（1.25 ∧ W ≤ 1.50 米）
9	塑料挡板	4 块	-
10	卷绳盒	2 只	-
11	卷绳	2 根	-
12	中间连接件	2 只（1 只左、1 只右）	-
14	隔热材料	2 根	W1-18mm / W2-18mm
16	安装固定铁片	2 只	-
19	扁铁	2 根	铝合金挡板尺寸 -20
型材	卷帘页片（PR39NC）	（H-220）/39	W1-60mm（W ≤ 1.25 米）/ W1-62mm（1.25 ∧ W ≤ 1.50 米） W2-60mm（W ≤ 1.25 米）/ W2-62mm（1.25 ∧ W ≤ 1.50 米）

根据第 1、3、4、5 进行安装，只是在中间分隔处增加安装一中间连接件（配件 12）（见图 5）。



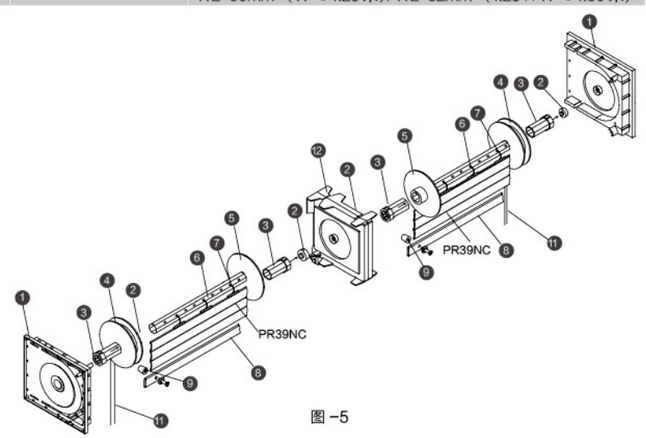

图 -5

组装 5

先将扁铁（配件 19）放入卷帘页片末端的铝金挡板（配件 8）内，塑料挡板（配件 9）安装在铝合金挡板上，用于定位关闭的卷帘页片；拉紧卷绳，使卷帘页卷入卷帘盒内。

隔热材料（配件 14）放置在卷帘盒内，将最后一块面板（PA205NC）卡在卷帘盒上（见图 6）。

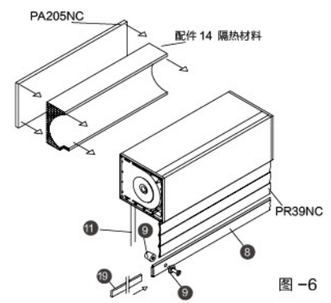

图 -6

安装

每根卷帘轨道通过三只卡接螺钉固定在窗的两侧竖框上（见图 8）；卷帘盒通过二个安装固定铁片（配件 16，左右各一只）分别固定在窗框的两侧；卷绳盒（配件 10）用 3.5x19mm 螺钉固定在室内窗框右侧上（见图 7）。

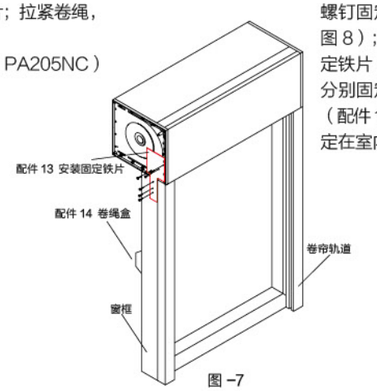

图 -7

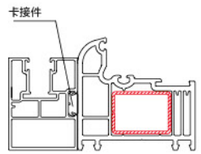

图 -8

6 号内平开上悬窗配置
#6 Inward-opening top-suspension casement configurations

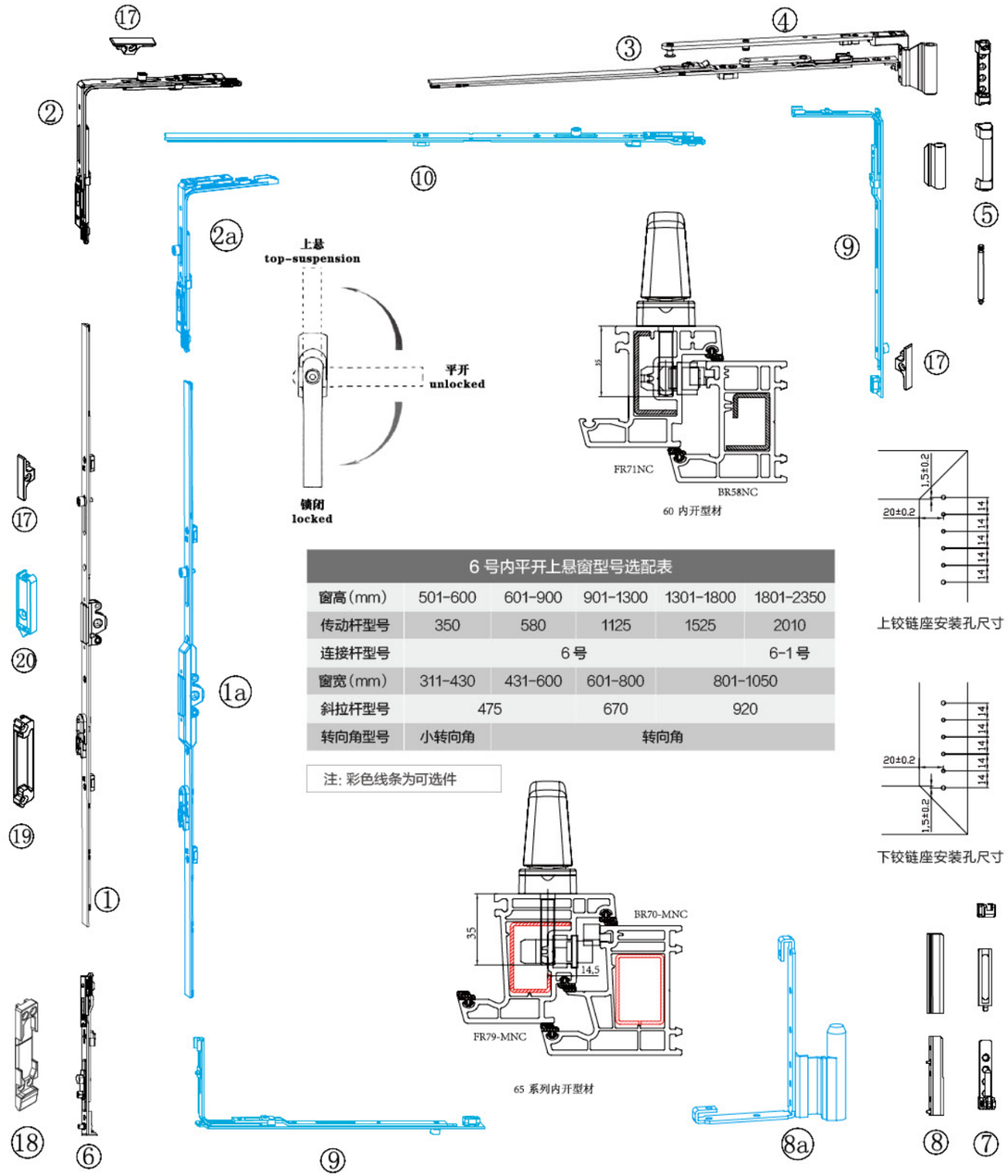

6 号内平开上悬窗型号选配表

窗高(mm)	501-600	601-900	901-1300	1301-1800	1801-2350
传动杆型号	350	580	1125	1525	2010
连接杆型号	6 号				6-1 号
窗宽(mm)	311-430	431-600	601-800	801-1050	
斜拉杆型号	475		670	920	
转向角型号	小转向角	转向角			

注: 彩色线条为可选件

6 号内平开上悬窗配置
#6 Inward-opening top-suspension casement configurations

6 号内平开上悬窗配置表 #6 inward-opening top-suspension casement configurations diagram

序号 NO	名称 Name	编号 Number	数量 Quantity	备注 Note
1	6# 平开上悬 350 传动杆 6# transmission rod 350	3.10.0168	1	根据窗的高度选择
	6# 平开上悬 580 传动杆 6# transmission rod 580	3.10.0167		
	6# 平开上悬 1125 传动杆 6# transmission rod 1125	3.10.0144		
	6# 平开上悬 1525 传动杆 6# transmission rod 1525	3.10.0169		
	6# 平开上悬 2010 传动杆 6# transmission rod 2010	3.10.0170		
1a	6# 平开上悬 8/350 传动杆 6# transmission rod 8/350	3.10.0191		
	6# 平开上悬 8/580 传动杆 6# transmission rod 8/580	3.10.0192		
	6# 平开上悬 8/1125 传动杆 6# transmission rod 8/1125	3.10.0193		
	6# 平开上悬 8/1525 传动杆 6# transmission rod 8/1525	3.10.0194		
	6# 平开上悬 8/2010 传动杆 6# transmission rod 8/2010	3.10.0195		
2	6# 平开上悬转向角 6# steering angle	3.10.0145	1	
2a	6# 平开上悬小转向角 6# small steering angle	3.10.0185		
3	6# 平开上悬 475 导向杆 2014(不分左右)6# diagonal bar 475L/R	3.10.0196	1	根据窗的高度选择
	6# 平开上悬 670 导向杆 2014(不分左右)6# diagonal bar 670L/R	3.10.0197		
	6# 平开上悬 920 导向杆 2014(不分左右)6# diagonal bar 920L/R	3.10.0198		
4	6# 平开上悬 475 斜拉杆(9 系)6# diagonal bar steel block 9	3.10.0199	1	根据窗的高度选择
	6# 平开上悬 670 斜拉杆(9 系)6# diagonal bar steel block 9	3.10.0200		
	6# 平开上悬 920 斜拉杆(9 系)6# diagonal bar steel block 9	3.10.0201		
	6# 平开上悬 475 斜拉杆(10 系)6# diagonal bar steel block 10	3.10.0202		
	6# 平开上悬 670 斜拉杆(10 系)6# diagonal bar steel block 10	3.10.0203		
	6# 平开上悬 920 斜拉杆(10 系)6# diagonal bar steel block 10	3.10.0204		
	6# 平开上悬 475 斜拉杆(13 系)6# diagonal bar steel block 13	3.10.0205		
	6# 平开上悬 670 斜拉杆(13 系)6# diagonal bar steel block 13	3.10.0206		
	6# 平开上悬 920 斜拉杆(13 系)6# diagonal bar steel block 13	3.10.0207		
	6# 平开上悬 475 斜拉杆(14 系)6# diagonal bar steel block 14	3.10.0208		
	6# 平开上悬 670 斜拉杆(14 系)6# diagonal bar steel block 14	3.10.0209		
	6# 平开上悬 920 斜拉杆(14 系)6# diagonal bar steel block 14	3.10.0210		
5	6# 平开上悬上铰链座 6# upper angle hinge bracket	3.10.0151	1	
6	6# 平开上悬连接杆 6# Connection bar	3.10.0152	1	根据窗的高度选择
	6-1# 平开上悬连接杆 6-1# Connection bar	3.10.0171		
7	6# 平开上悬下铰链座 6# lower angle hinge bracket	3.10.0153	1	
8	6# 平开上悬下铰链活页 6# lower angle hinge bearing	3.10.0154	1	
8a	6 号角部铰链下铰链托式活页 6# lower corner hinge bearing	3.10.0182		
9	6# 平开上悬 350 中间锁 6# middle lock 350	3.10.0155	1-2	
	6# 平开上悬 580 中间锁 6# middle lock 580	3.10.0156		
	6# 平开上悬 685 中间锁 6# middle lock 685	3.10.0177		
	6# 平开上悬 1235 中间锁 6# middle lock 1235	3.10.0178		
10	6# 平开上悬 600 延长杆 6# extension bar 600	3.10.0157	1	
17	6# 平开上悬锁块 6# lock block	3.02.100043	3	
	6-2 号锁块 6-2# lock block	3.02.100079		
	6-3 号锁块 6-3# lock block	3.02.100080		
	6-4 号锁块 6-4# lock block	3.02.100081		
	6-5 号锁块 6-5# lock block	3.02.100082		
18	6# 平开上悬 9 系通用翻转锁块 6# reversal lock block	3.02.100049	1	
	6-2 号翻转锁块(左)6-2# reversal lock block L	3.02.100067		
	6-2 号翻转锁块(右)6-2# reversal lock block R	3.02.100068		
	6-4 号翻转锁块(左)6-4# reversal lock block L	3.02.1000071		
	6-4 号翻转锁块(右)6-4# reversal lock block R	3.02.100072		
19	6# 平开上悬防误操作块 6# mal-operation-proof buckle	3.02.100055	1	
	6-2 号防误操作块 6-2# mal-operation-proof buckle	3.02.100073		
	6-3 号防误操作块 6-3# mal-operation-proof buckle	3.02.100074		
	6-4 号防误操作块 6-4# mal-operation-proof buckle	3.02.100075		
	6-5 号防误操作块 6-5# mal-operation-proof buckle	3.02.100076		
20	6 号定位插 6# orientation block	3.10.0158	1	

70 系列外平开窗五金配件配置
70 series outward-opening window hardware configurations

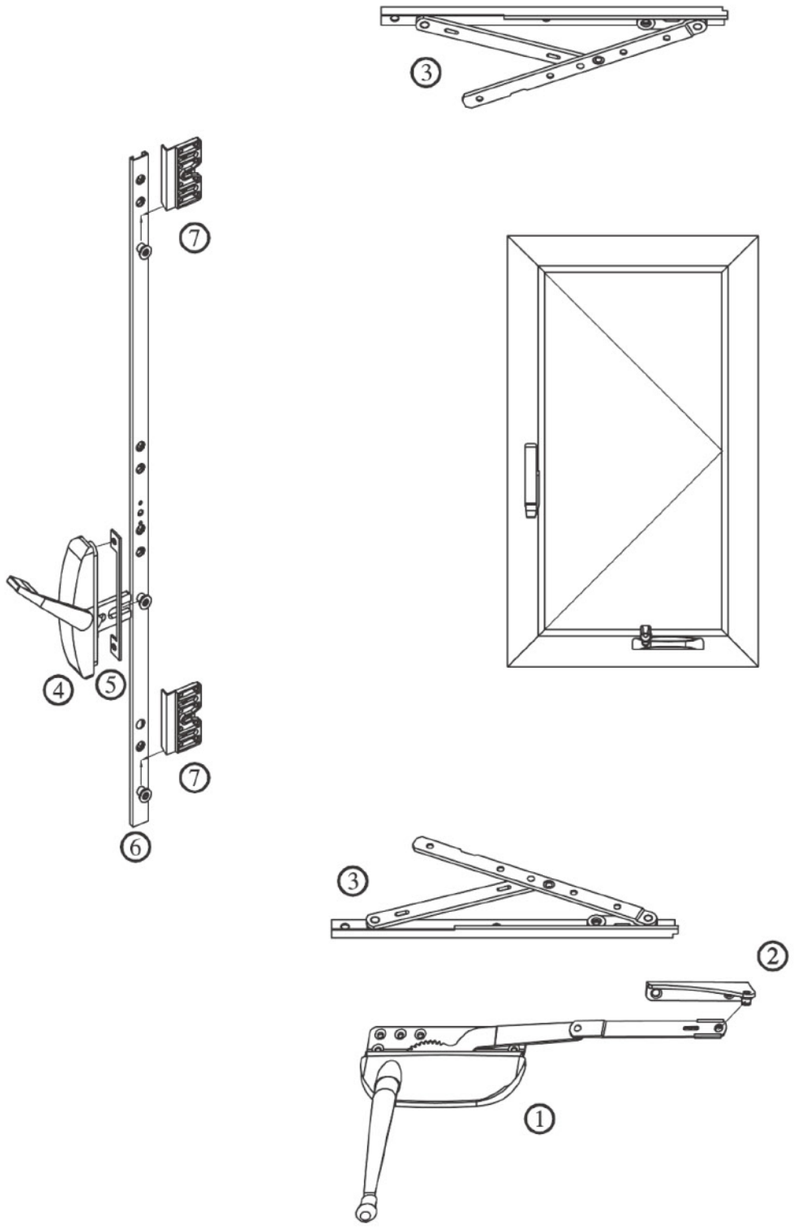

70 系列外平开窗五金配件配置
70 series outward-opening window hardware configurations

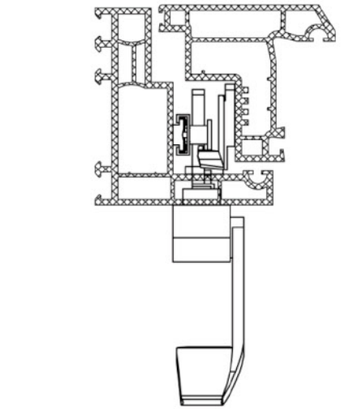

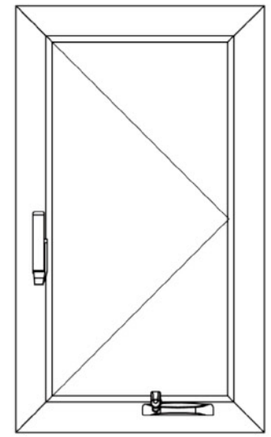

70系列单扇外平开

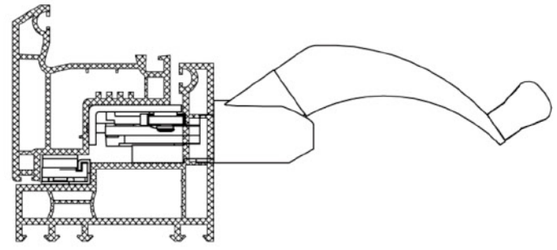

70 系列外平开窗五金配件配置表　70 series outward-opening window hardware configurations diagram				
序号 NO	名称 Name	编号 Number	数量 Quantity	备注 Note
1	摇窗器 operator		1	
2	三角架 stud bracket		1	
3	三联杆 three-link		2	
4	开关 lock		1	
5	加强片 back supporting plates		1	
6	联动杆 tie bar		1	
7	多点开关片 multi-lock keeper		2	

70 系列单扇上悬窗五金配件配置
70 series single outward top-suspension casement configurations

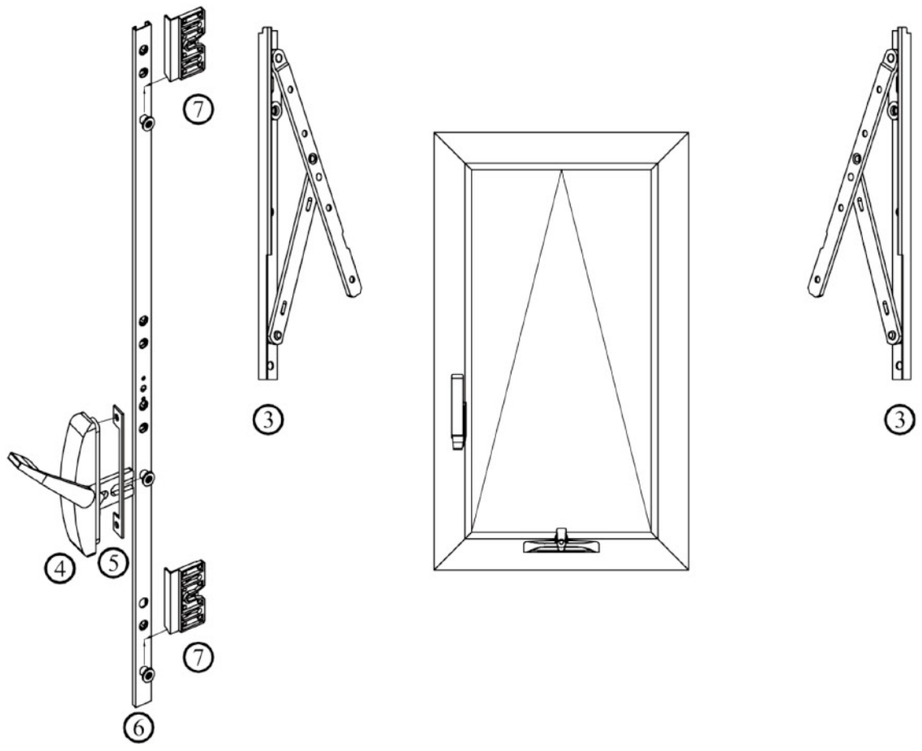

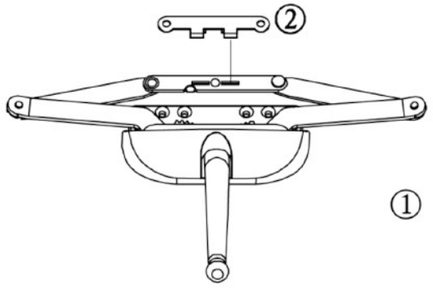

70 系列单扇上悬窗五金配件配置
70 series single outward top-suspension casement configurations

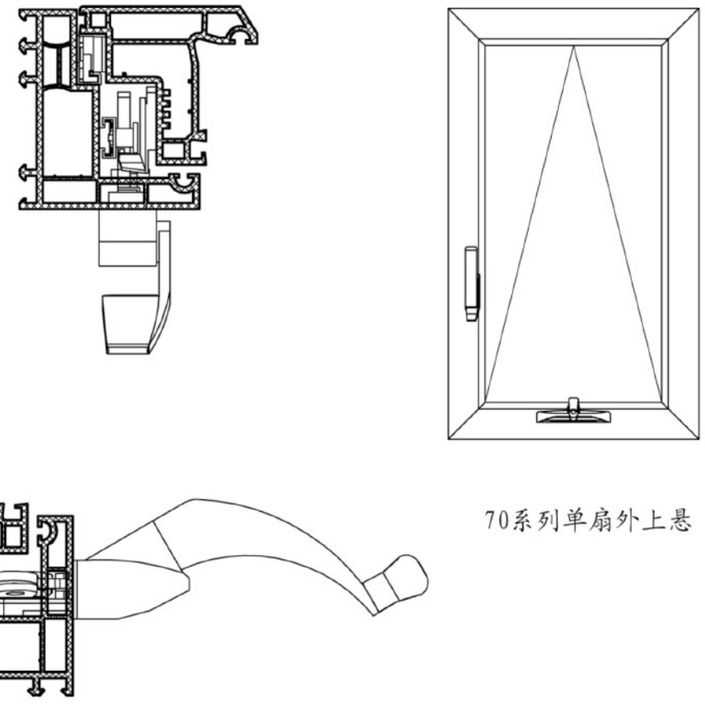

70系列单扇外上悬

70 系列单扇外上悬窗五金配件配置表 70 series single outward top-suspension casement configurations diagram				
序号 NO	名称 Name	编号 Number	数量 Quantity	备注 Note
1	摇窗器 operator		1	
2	连接板 connecting block		1	
3	三联杆 three-link		2	
4	开关 lock		1	
5	加强片 back supporting plates		1	
6	联动杆 tie bar		1	
7	多点开关片 multi-lock keeper		2	

60 系列单扇上悬窗五金配件配置
60 series single outward top-suspension casement configurations

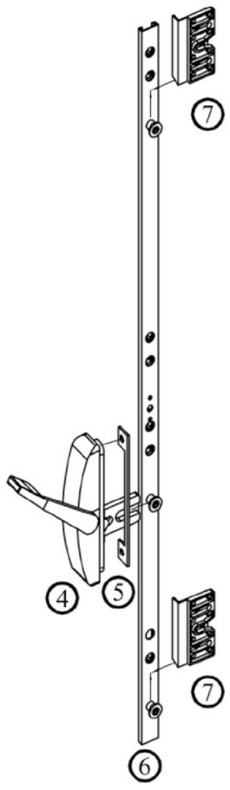

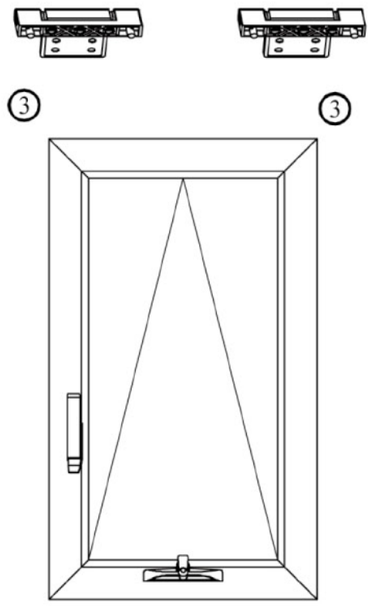

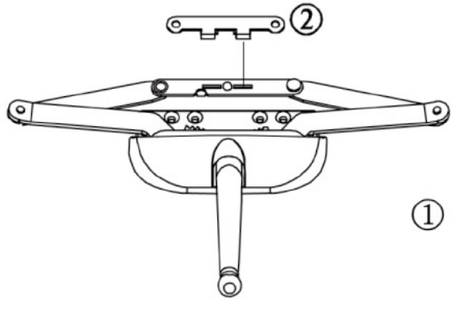

60 系列单扇上悬窗五金配件配置
60 series single outward top-suspension casement configurations

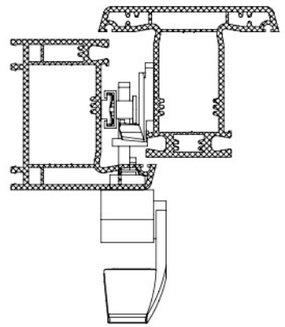

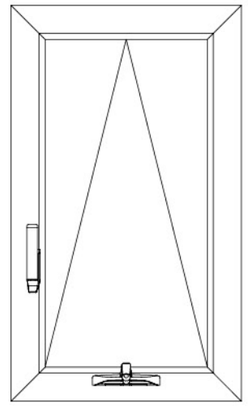

70系列单扇外上悬

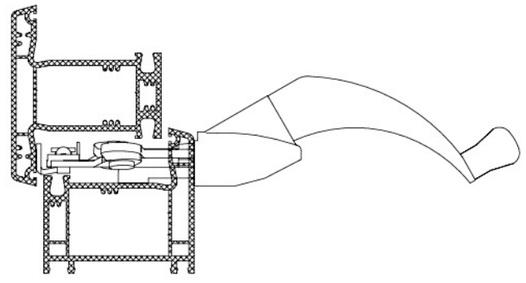

60 系列单扇外上悬窗五金配件配置表 60 series single outward top-suspension casement configurations diagram

序号 NO	名称 Name	编号 Number	数量 Quantity	备注 Note
1	摇窗器 operator		1	
2	连接板 connecting block		1	
3	铰链 hinge		2	
4	开关 lock		1	
5	加强片 back supporting plates		1	
6	联动杆 tie bar		1	
7	多点开关片 multi-lock keeper		2	

70 系列外平开窗五金配件配置
70 series outward-opening window hardware configurations

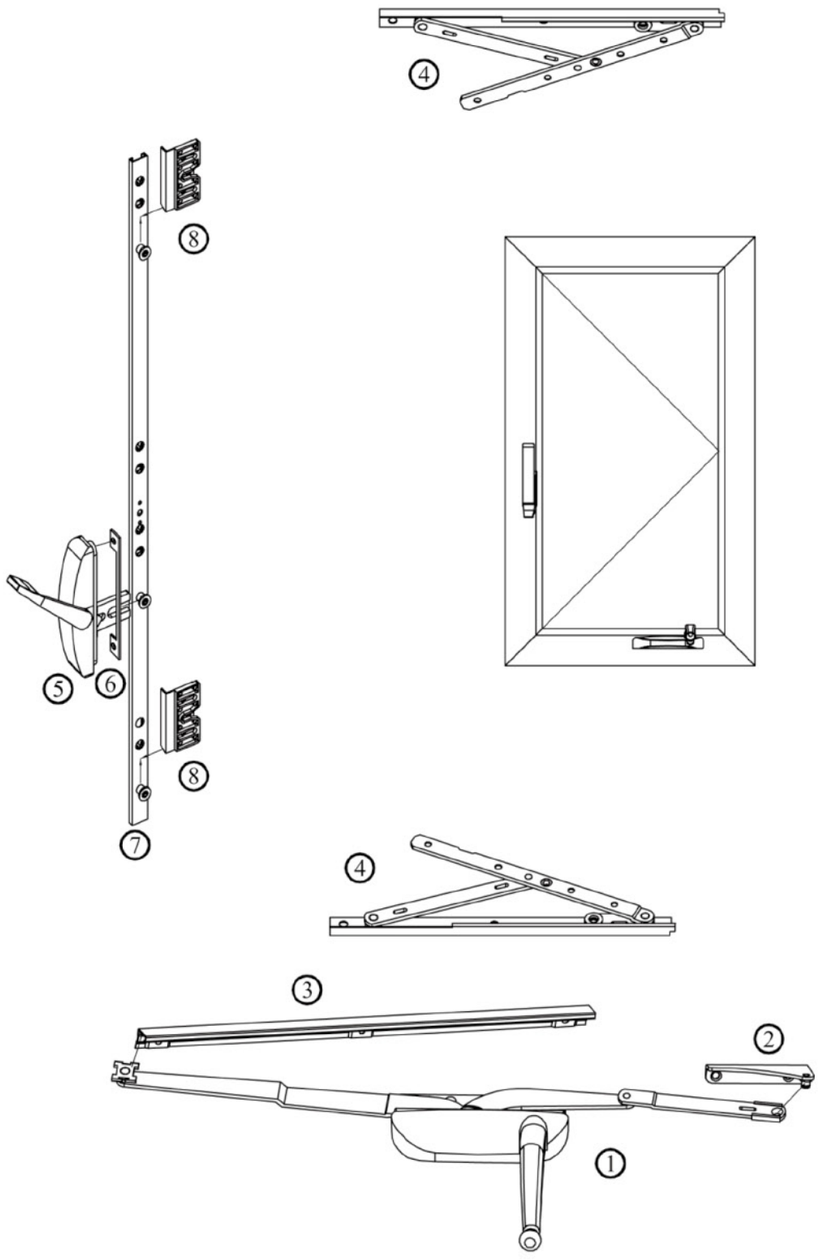

70 系列外平开窗五金配件配置
70 series outward-opening window hardware configurations

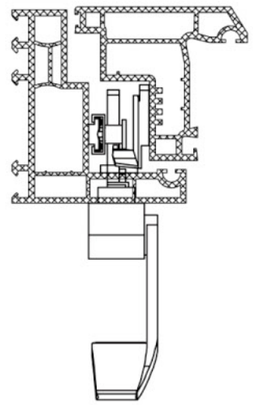

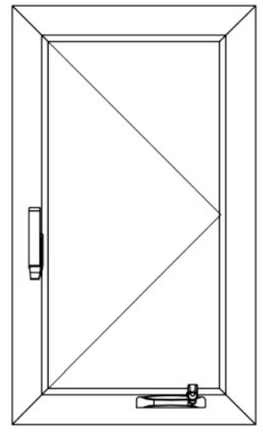

70系列单扇外平开

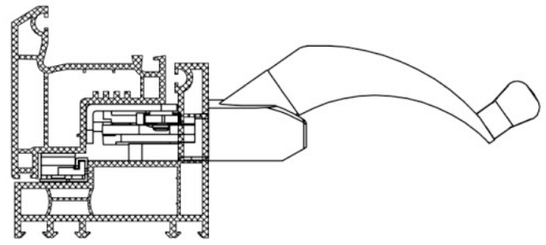

70 系列外平开窗五金配件配置表 70 series outward-opening window hardware configurations diagram				
序号 NO	名称 Name	编号 Number	数量 Quantity	备注 Note
1	摇窗器 operator		1	
2	三角架 stud bracket		1	
3	滑槽 mounting track		1	
4	三联杆 three-link		2	
5	开关 lock		1	
6	加强片 back supporting plates		1	
7	联动杆 tie bar		1	
8	多点开关片 multi-lock keeper		2	

WN050 系列外平开窗五金配件配置
Wn050 series outward-opening window hardware configurations

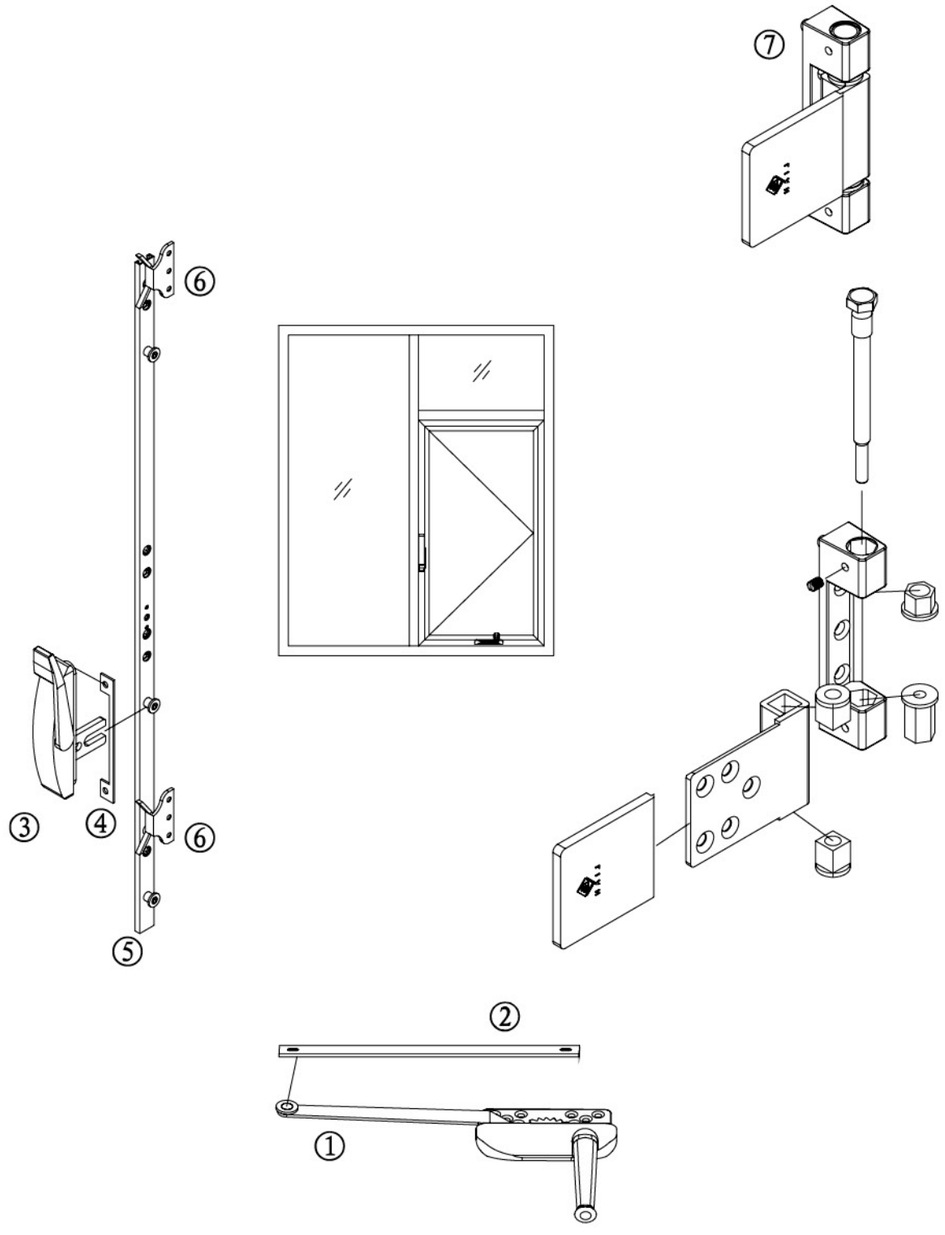

WN050 系列外平开窗五金配件配置
Wn050 series outward-opening window hardware configurations

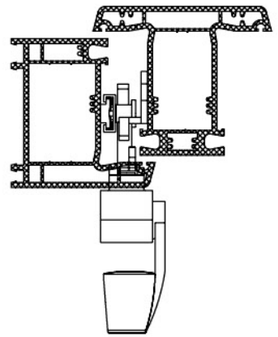

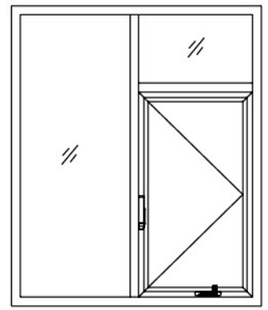

WN050系列固定+单扇外平开

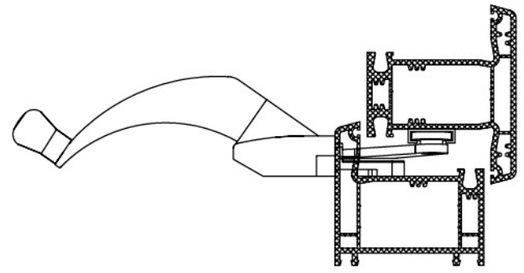

WN050 系列外平开窗五金配件配置表 Wn050series outward-opening window hardware configurations diagram				
序号 NO	名称 Name	编号 Number	数量 Quantity	备注 Note
1	摇窗器 operator		1	
2	三角架 stud bracket		1	
3	滑槽 mounting track		1	
4	三联杆 three-link		2	
5	开关 lock		1	
6	加强片 back supporting plates		1	
7	联动杆 tie bar		1	
8	多点开关片 multi-lock keeper		2	

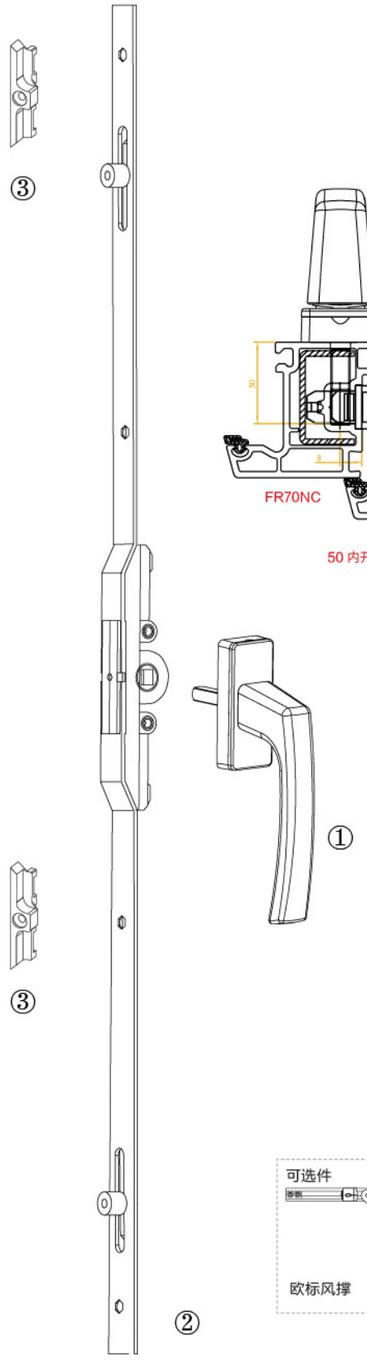

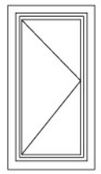

50 内开型材

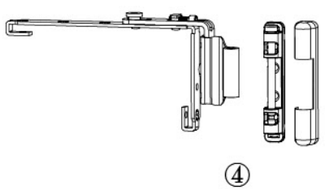

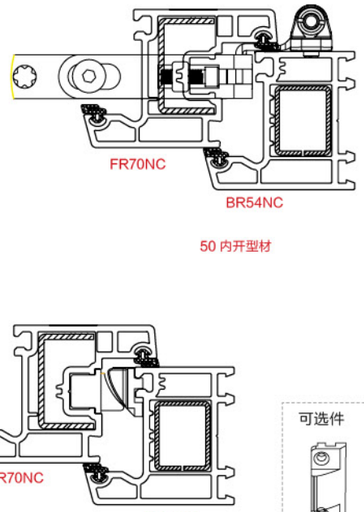

50 内开型材

50 系列内平开窗配置				
序号 NO	名称 Name	编号 Number	数量 Quantity	备注 Note
1	内开 22 号执手	9.01.0257	1	可选其它内开执手
2	内开 9 号传动器	9.02.0118	1	可选其它内开传动器
3	3 号窗锁块	3.02.020131	1	可选其它窗锁块
4	8 号上铰链	9.06.0155	1	可选其它内窗铰链
5	8 号下铰链	9.06.0157	1	

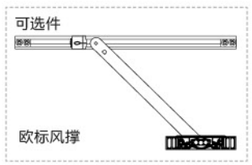

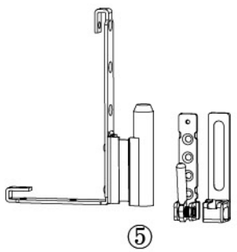

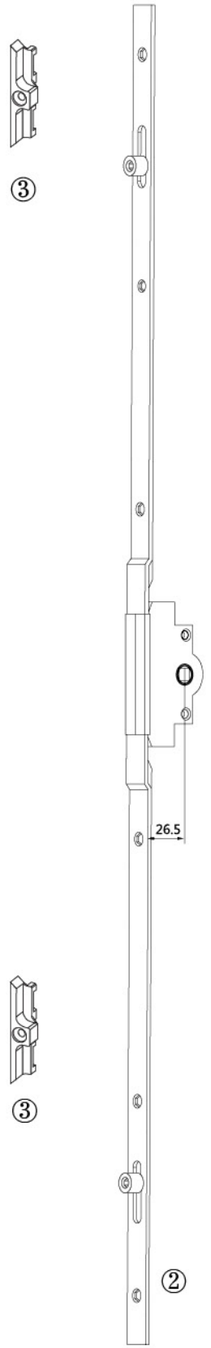

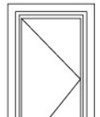

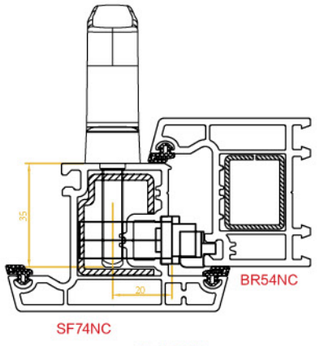

50 外开型材

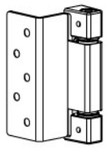

50 系列外平开窗型材作平开门配置				
序号 NO	名称 Name	编号 Number	数量 Quantity	备注 Note
1	外开 18 号执手	9.01.0261	1	可选其它外开执手
2	门传动器	9.02.0170	1	
3	3 号窗锁块	3.02.020131	2	可选其它窗锁块
4	外开转角铰链	9.06.0010	1	可选其它外开窗铰链

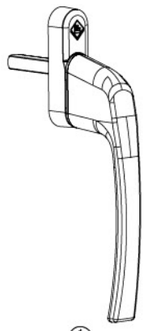

执手螺丝：
M5x40 平头十字螺丝 x2
芯棒外露：
40mm

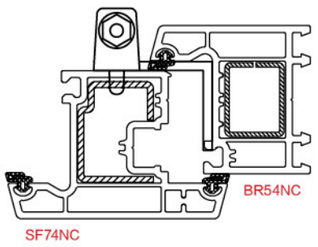

50 外开型材

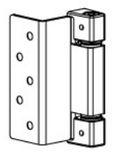

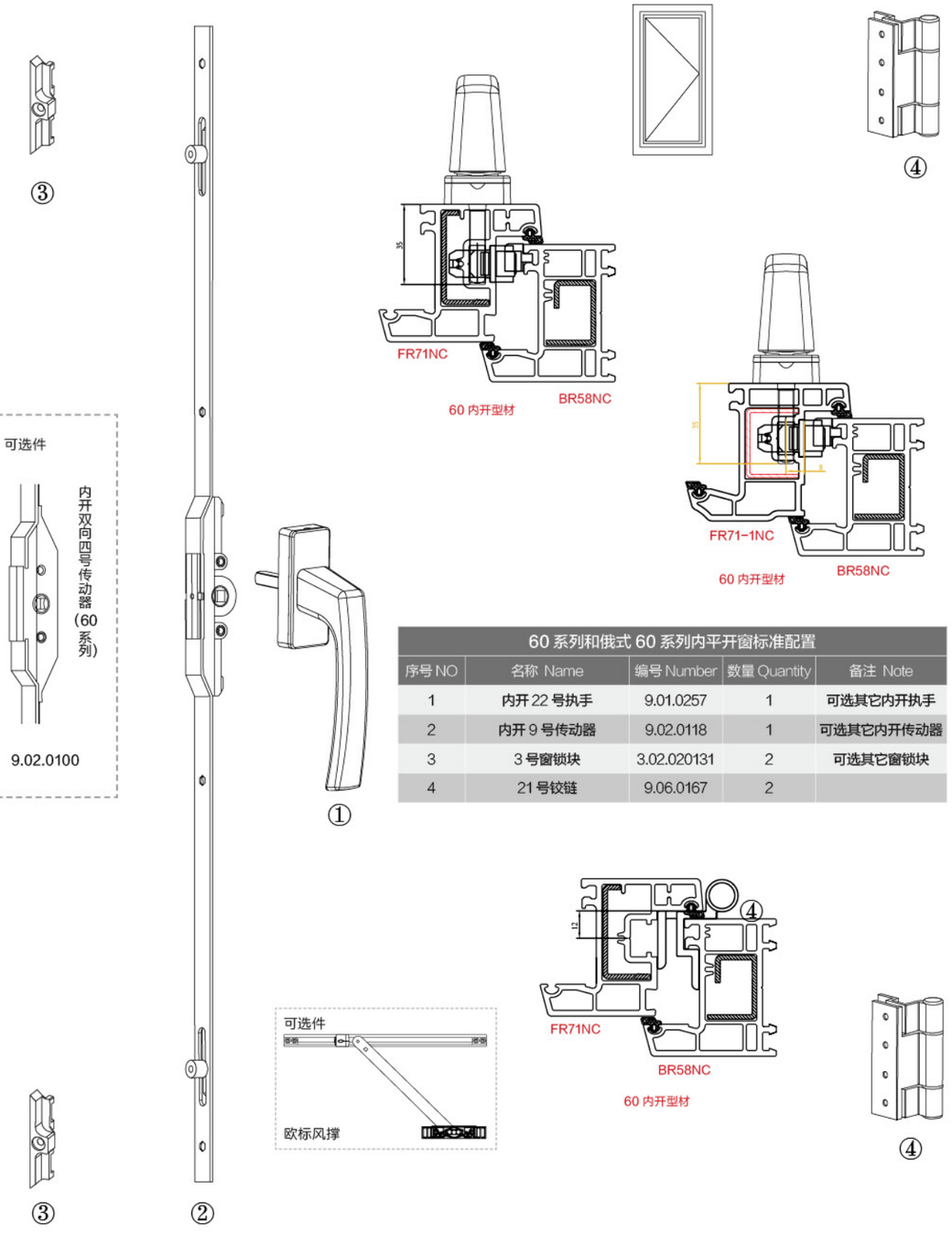

60 系列和俄式 60 系列内平开窗标准配置				
序号 NO	名称 Name	编号 Number	数量 Quantity	备注 Note
1	内开 22 号执手	9.01.0257	1	可选其它内开执手
2	内开 9 号传动器	9.02.0118	1	可选其它内开传动器
3	3 号窗锁块	3.02.020131	2	可选其它窗锁块
4	21 号铰链	9.06.0167	2	

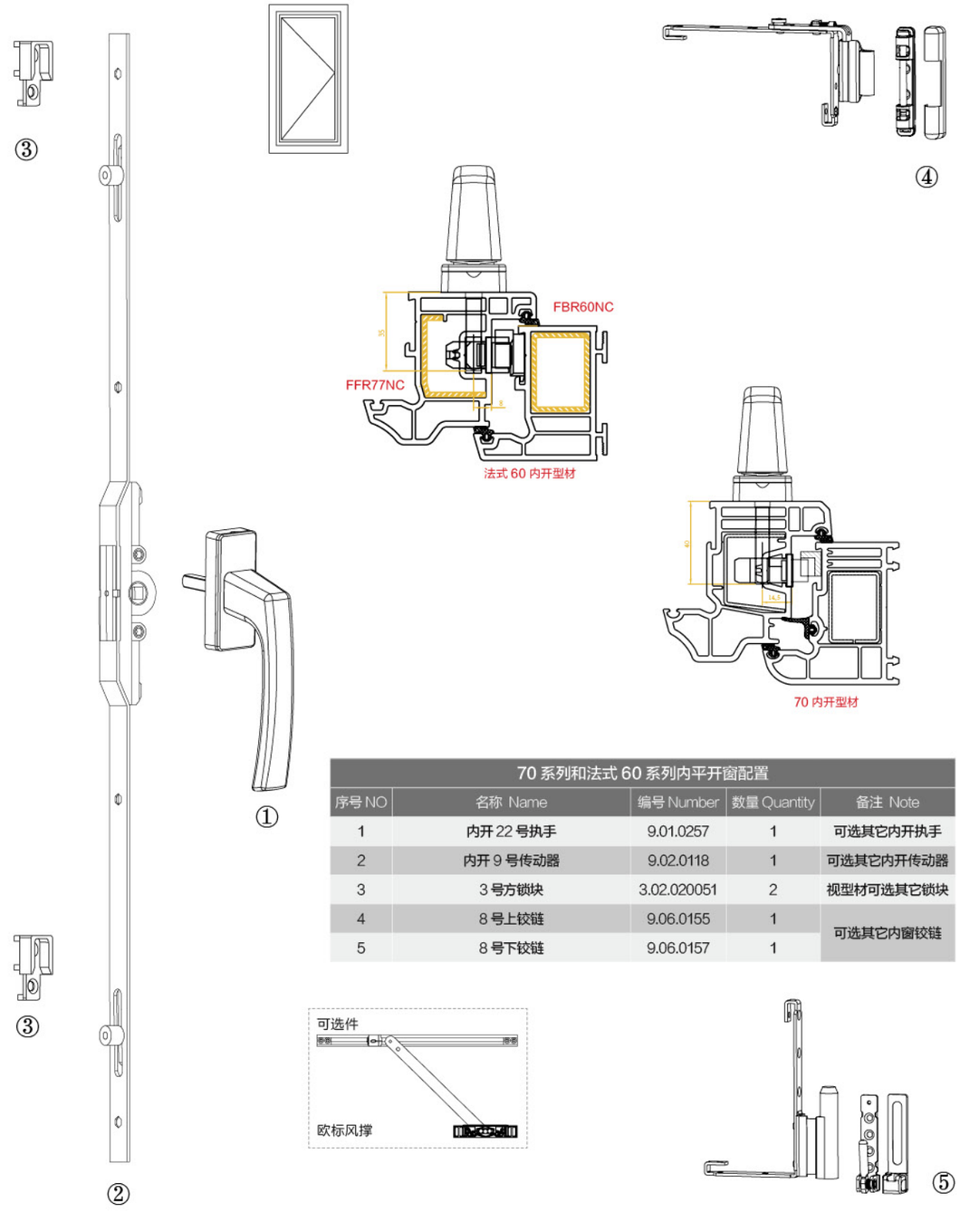

70 系列和法式 60 系列内平开窗配置				
序号 NO	名称 Name	编号 Number	数量 Quantity	备注 Note
1	内开 22 号执手	9.01.0257	1	可选其它内开执手
2	内开 9 号传动器	9.02.0118	1	可选其它内开传动器
3	3 号方锁块	3.02.020051	2	视型材可选其它锁块
4	8 号上铰链	9.06.0155	1	可选其它内窗铰链
5	8 号下铰链	9.06.0157	1	

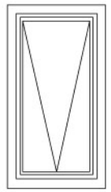

注：
1. 本配置适合窗扇高 600mm-1200mm、宽 420mm-1200mm 的窗；
2. 选用滑撑的种类不同则承重就不同，最大承重与窗的规格大小有关；
3. 本配置仅供参考，具体配置则根据型材与窗规格而定。

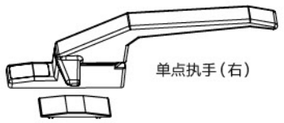

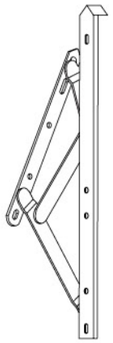
④

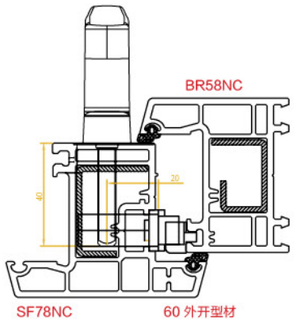

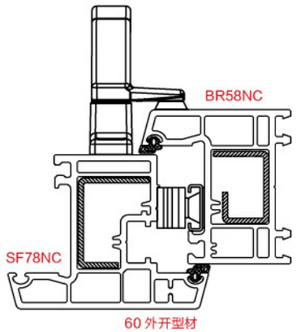

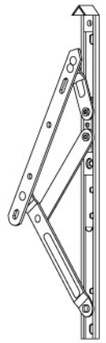
④

60 型材外开上悬窗配置				
序号 NO	名称 Name	编号 Number	数量 Quantity	备注 Note
1	外开 18 号执手	9.01.0261	1	可选其它外开执手
2	外开 1-2 号传动器	9.02.0099	1	可选其它外开传动器
3	3 号窗锁块	3.02.020131	2	可选其它窗锁块
4	上悬滑撑		2	

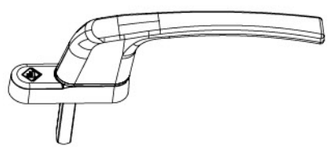
① 执手螺丝：
M5x50 平头十字螺丝 x2
芯棒外露：
40mm

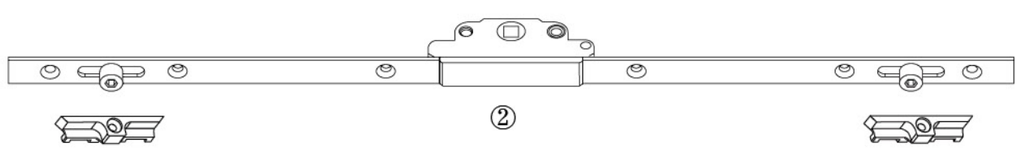
②

③

③

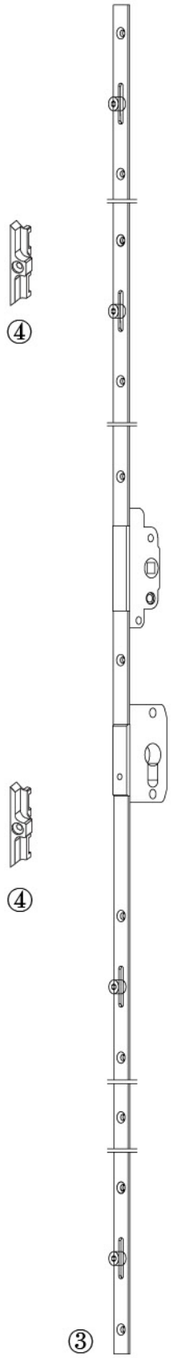
③

④

④

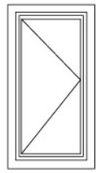

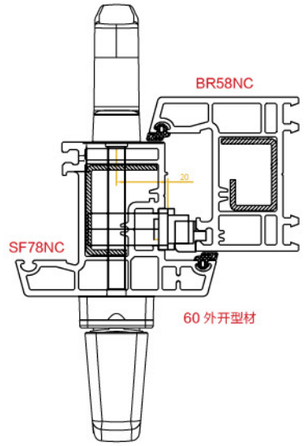

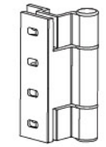
⑤

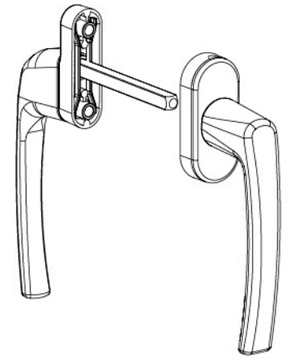
① 执手螺丝：
M5x70 平头十字螺丝 x2
方棒外露：
80mm
锁芯尺寸：
45+35　80 偏锁芯

可选件

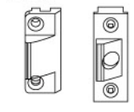
隐藏式中间锁
9.08.0095

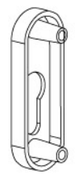

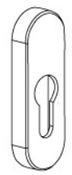
②

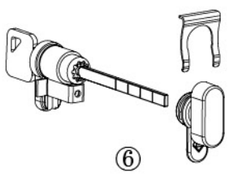
⑥

60 系列外开窗型材作门用配置				
序号 NO	名称 Name	编号 Number	数量 Quantity	备注 Note
1	9/18 内外对开执手	9.01.0294	1	
2	连体小面板	9.08.0101	1	
3	连体简易门锁（22）	9.03.0109	1	
4	3 号窗锁块	3.02.020131	4	可选其它窗锁块
5	20 号门铰链	9.06.0166	2-3	可根据型材选择其它铰链
6	半截锁芯	9.03.0138	1	可选其它锁芯

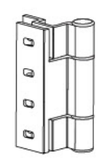
⑤

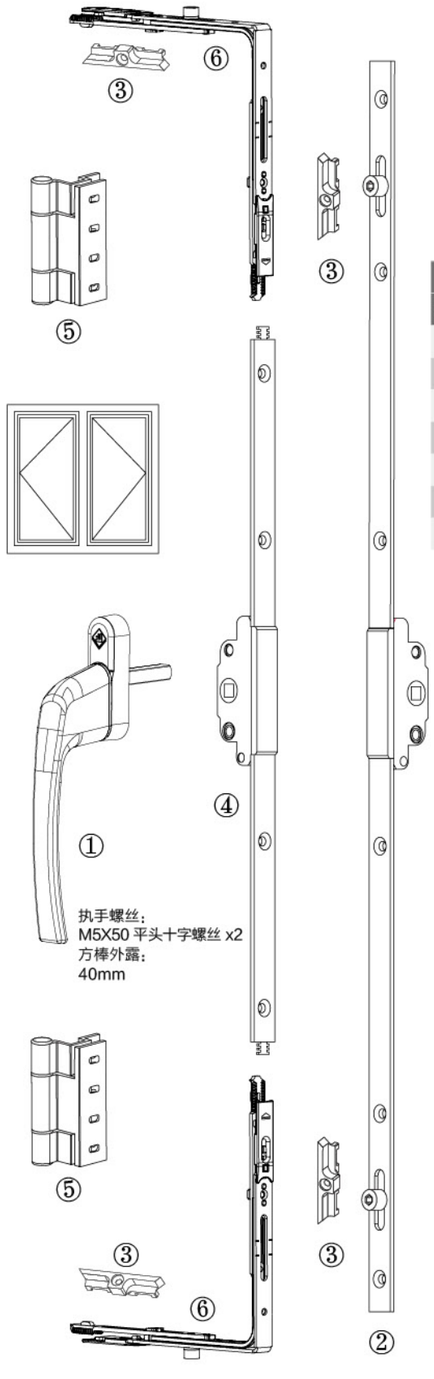

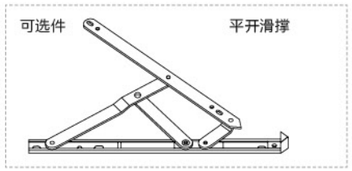

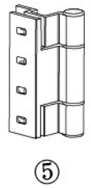

60 系列外开及对开窗配置				
序号 NO	名称 Name	编号 Number	数量 Quantity	备注 Note
1	外开 18 号执手	9.01.0261	2	可选其它外开执手
2	外开 1-2 号传动器	9.02.0099	1	可选其它外开传动器
3	3 号窗锁块	3.02.020131	4	可选其它窗锁块
4	外开挂接传动器	9.02.0099A	1	
5	21 号铰链	9.06.0167	4	可选平开滑撑
6	6 号平开上悬转向角	3.10.0145	2	
7	海螺助升块	9.08.0001	2	

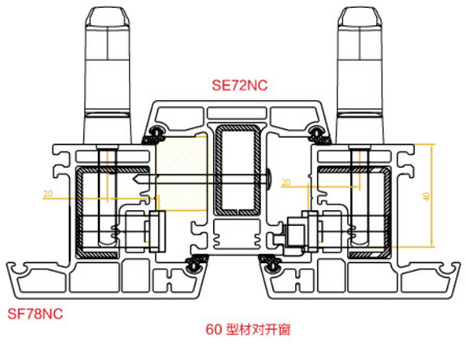

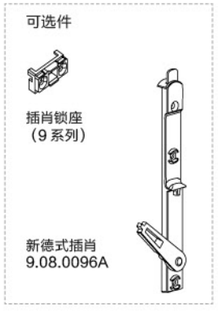

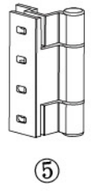

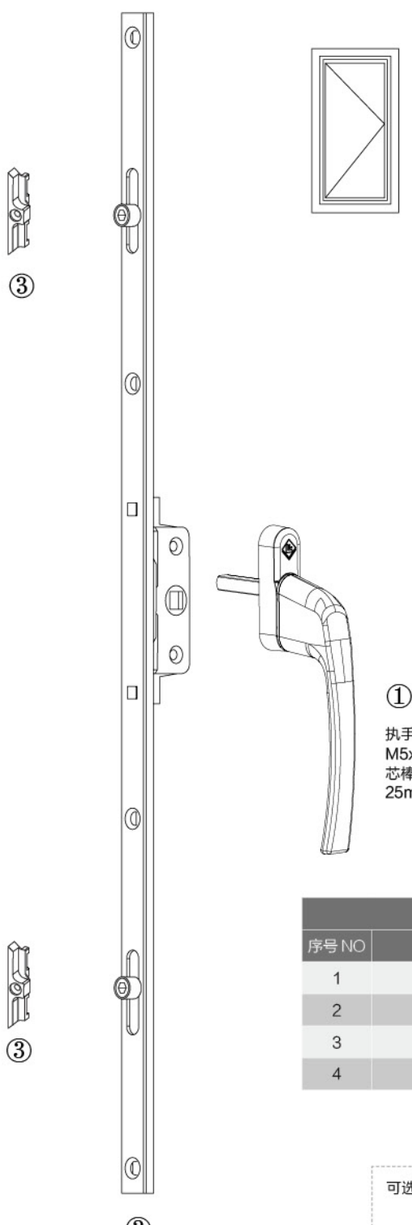

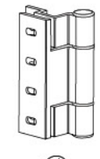

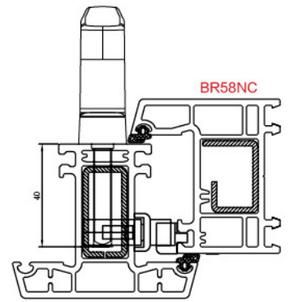

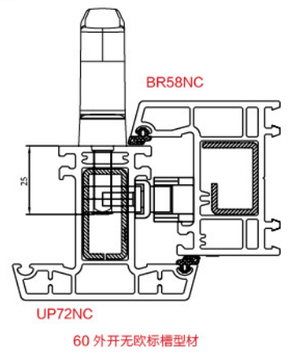

60 中梃型材外开窗配置				
序号 NO	名称 Name	编号 Number	数量 Quantity	备注 Note
1	外开 18 号执手	9.01.0261	1	可选其它外开执手
2	铝双片传动器	9.02.0011	1	
3	3 号窗锁块	3.02.020131	2	可选其它窗锁块
4	21 号铰链	9.06.0167	2	可选平开滑撑

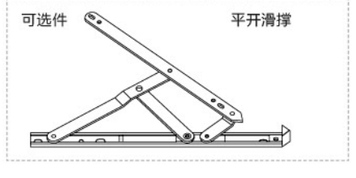

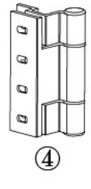


③



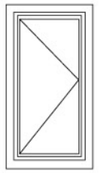

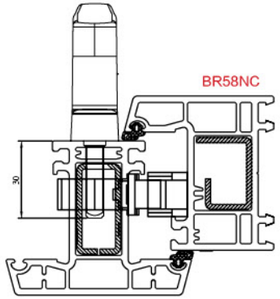

UP72NC
60 外开无欧标槽型材

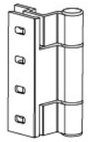
④

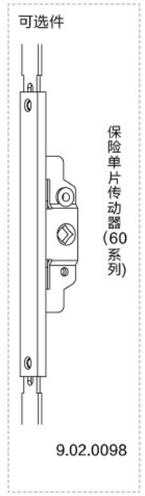

9.02.0098

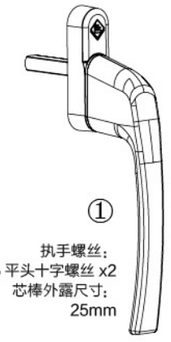
①
执手螺丝：
M5X35 平头十字螺丝 x2
芯棒外露尺寸：
25mm

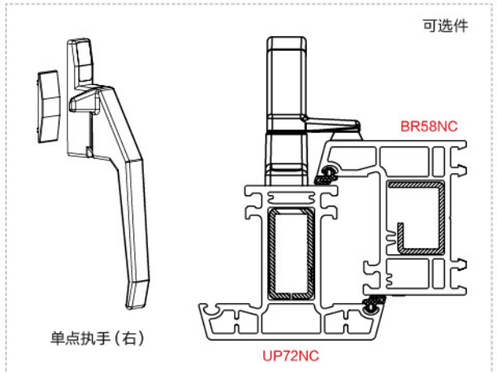

单点执手（右）
UP72NC

60 中梃型材外开窗配置				
序号 NO	名称 Name	编号 Number	数量 Quantity	备注 Note
1	外开 18 号执手	9.01.0261	1	可选其它外开执手
2	单片外开传动器	9.02.0013	1	
3	3 号方锁块	3.02.020051	2	视型材可选其它锁块
4	21 号铰链	9.06.0167	2	可选平开滑撑


③

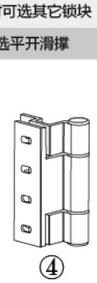
④


③

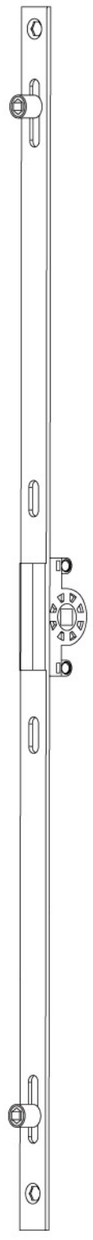

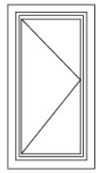

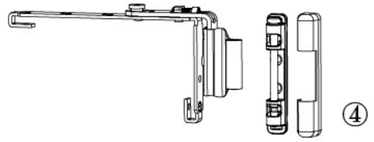
④

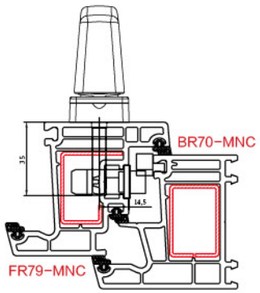

65 系列内开型材

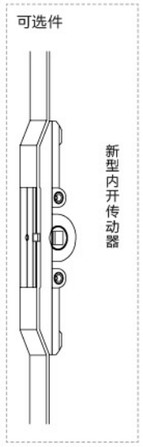

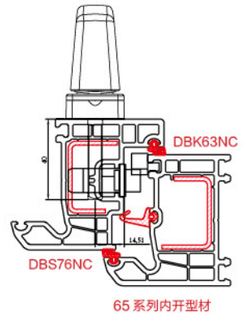

65 系列内开型材

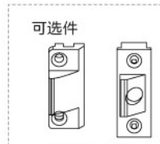

隐藏式中间锁
9.08.0095

65 系列和新 65、新 70 系列内平开窗配置				
序号 NO	名称 Name	编号 Number	数量 Quantity	备注 Note
1	内开 22 号执手	9.01.0257	1	可选其它内开执手
2	3 号内开传动器	9.02.0090	1	可选其它传动器
3	3 号窗锁块	3.02.020131	2	可选其它窗锁块
4	8 号上铰链	9.06.0155	1	可选其它内窗铰链
5	8 号下铰链	9.06.0157	1	

③

②

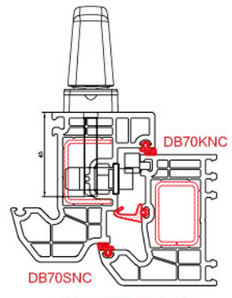

德标 70 系列内开型材

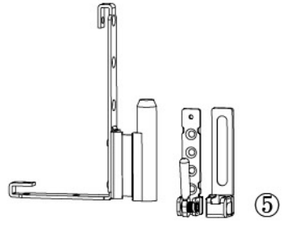

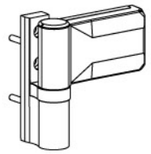

⑧



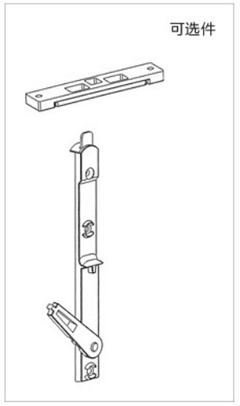



⑦



⑤



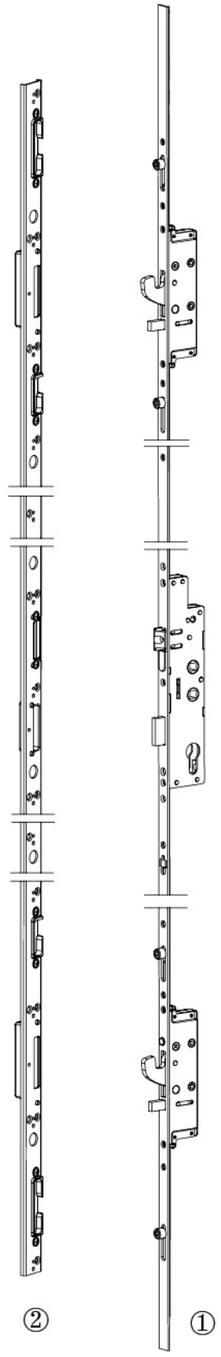

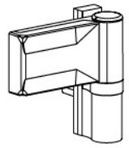

⑧

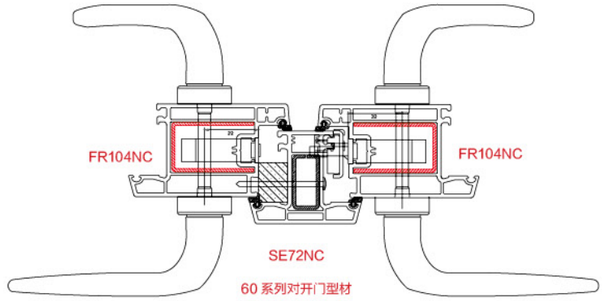

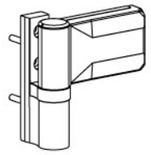

⑧

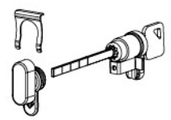

⑨

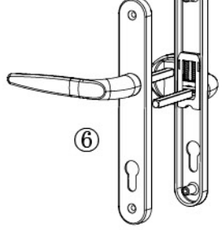

⑥

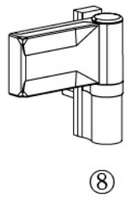

⑧

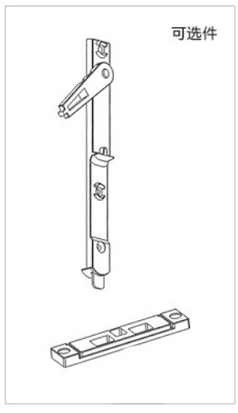

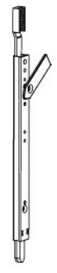

④



⑦

③

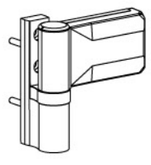

⑧



⑩

② ①

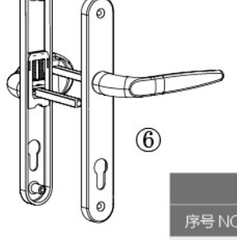

⑥

60 型材内开对开门配置				
序号 NO	名称 Name	编号 Number	数量 Quantity	备注 Note
1	7-3 号门锁	9.03.0038	1	
2	6 号连体式锁板	9.03.0050L	1	
3	7-1 号门锁	9.03.0036	1	
4	传动插销下	9.08.0147	1	
5	传动插销上	9.08.0146	1	
6	14/21+13/22 面板执手	9.01.0291	2	
7	6-1 号单锁板	9.08.0162	2	
8	3D20 号铰链	9.06.0163	6	可选其它铰链
9	半截锁芯	9.03.0138	1	可选其它锁芯
10	海螺助升块	9.08.0001	2	



⑩

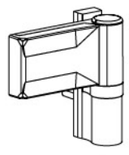

⑧

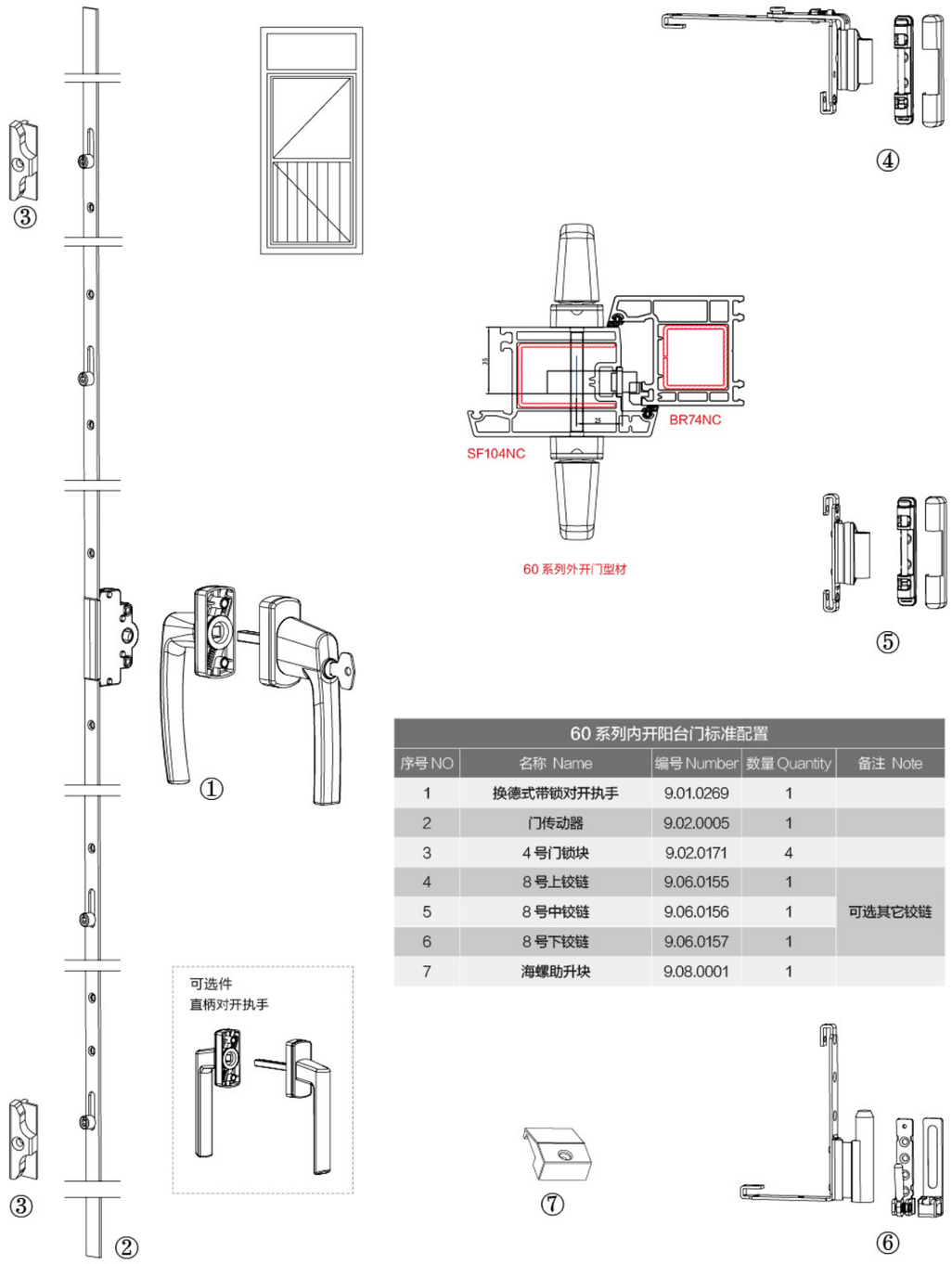

60 系列内开阳台门标准配置				
序号 NO	名称 Name	编号 Number	数量 Quantity	备注 Note
1	换德式带锁对开执手	9.01.0269	1	
2	门传动器	9.02.0005	1	
3	4 号门锁块	9.02.0171	4	
4	8 号上铰链	9.06.0155	1	可选其它铰链
5	8 号中铰链	9.06.0156	1	
6	8 号下铰链	9.06.0157	1	
7	海螺助升块	9.08.0001	1	

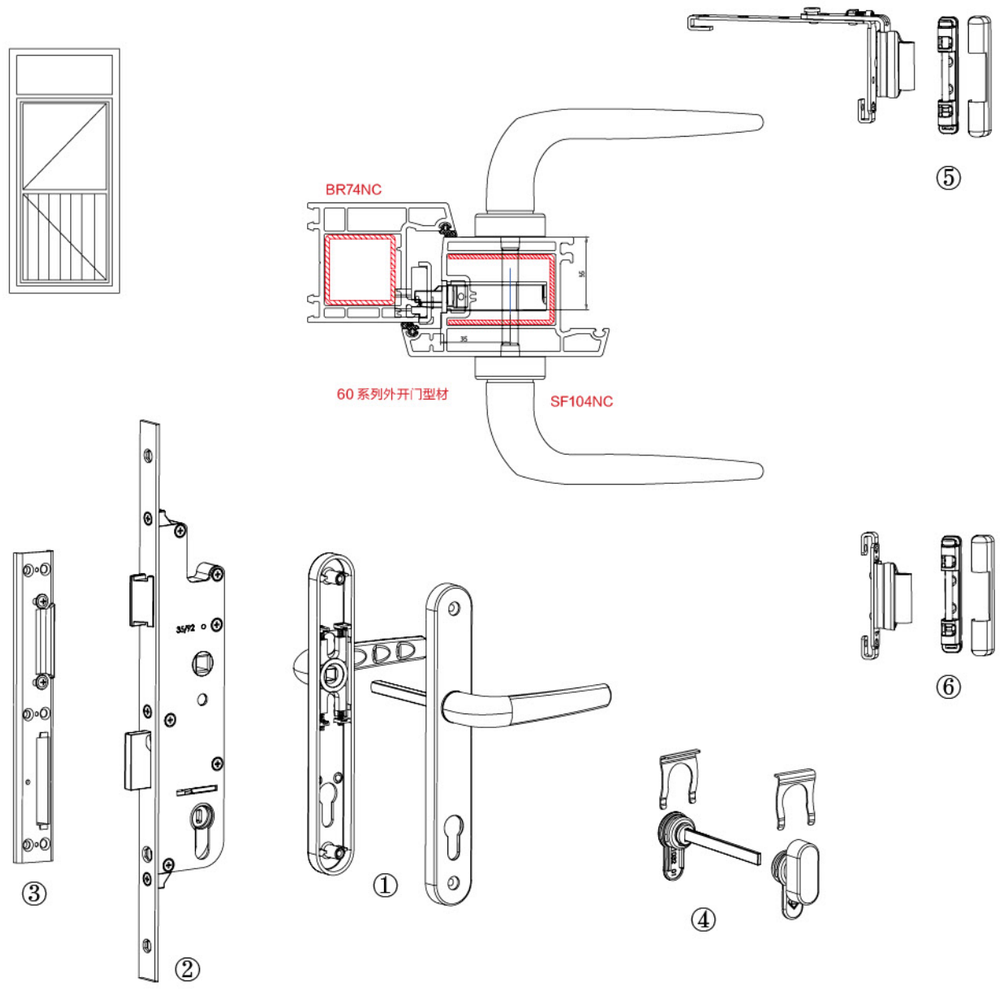

60 系列阳台门外平开门配置				
序号 NO	名称 Name	编号 Number	数量 Quantity	备注 Note
1	10/16 面板执手	9.01.0242	1	可选其它面板执手
2	35/92-2 号塑简易门锁	9.03.0141	1	
3	6 号锁板	9.08.0159	1	
4	假锁芯	9.03.0139	1	
5	8 号上铰链	9.06.0155	1	可选其它铰链
6	8 号中铰链	9.06.0156	1	
7	8 号下铰链	9.06.0157	1	

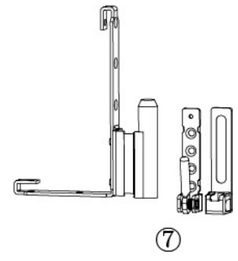

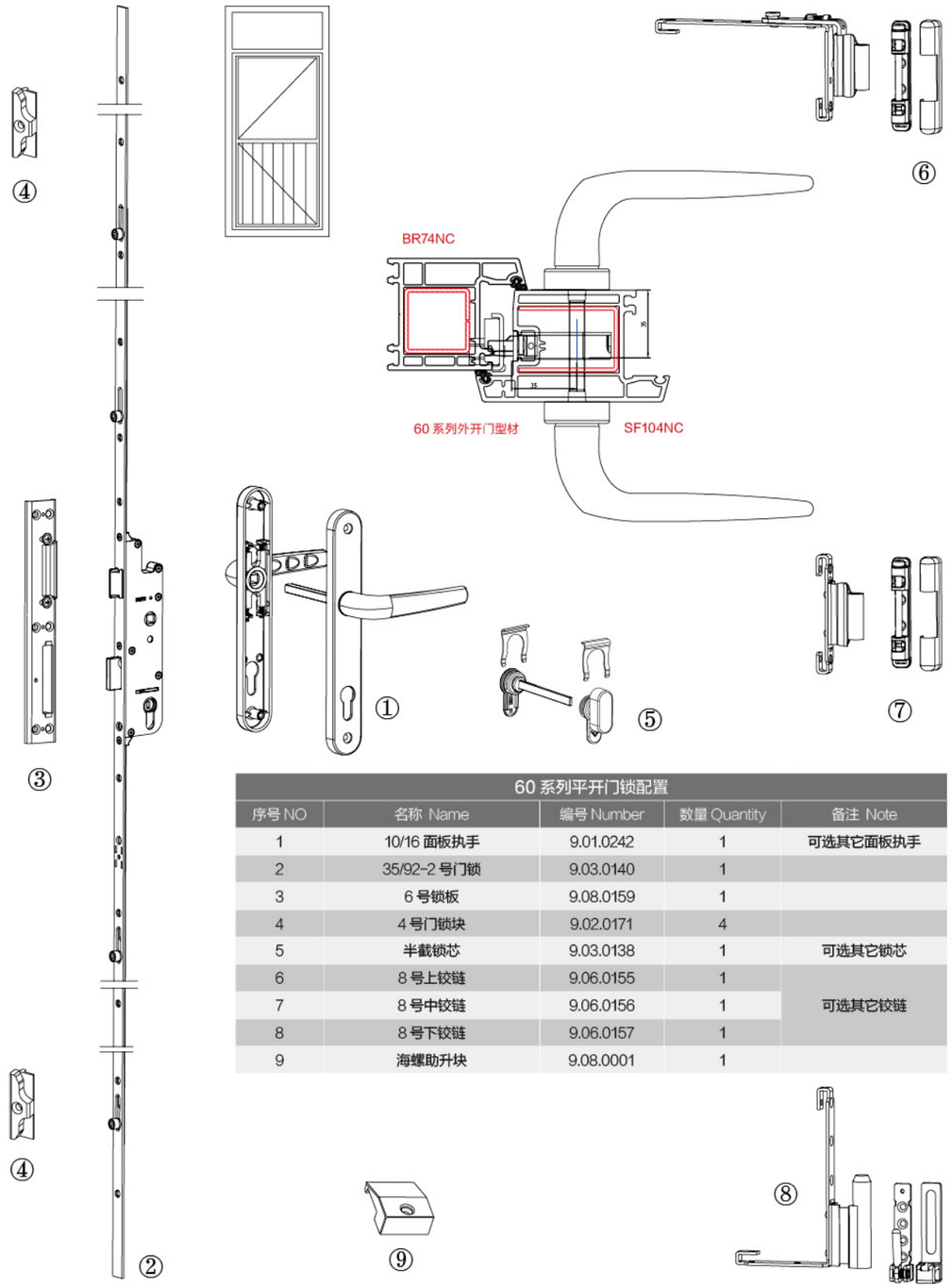

60 系列平开门锁配置				
序号 NO	名称 Name	编号 Number	数量 Quantity	备注 Note
1	10/16 面板执手	9.01.0242	1	可选其它面板执手
2	35/92-2 号门锁	9.03.0140	1	
3	6 号锁板	9.08.0159	1	
4	4 号门锁块	9.02.0171	4	
5	半截锁芯	9.03.0138	1	可选其它锁芯
6	8 号上铰链	9.06.0155	1	可选其它铰链
7	8 号中铰链	9.06.0156	1	
8	8 号下铰链	9.06.0157	1	
9	海螺助升块	9.08.0001	1	

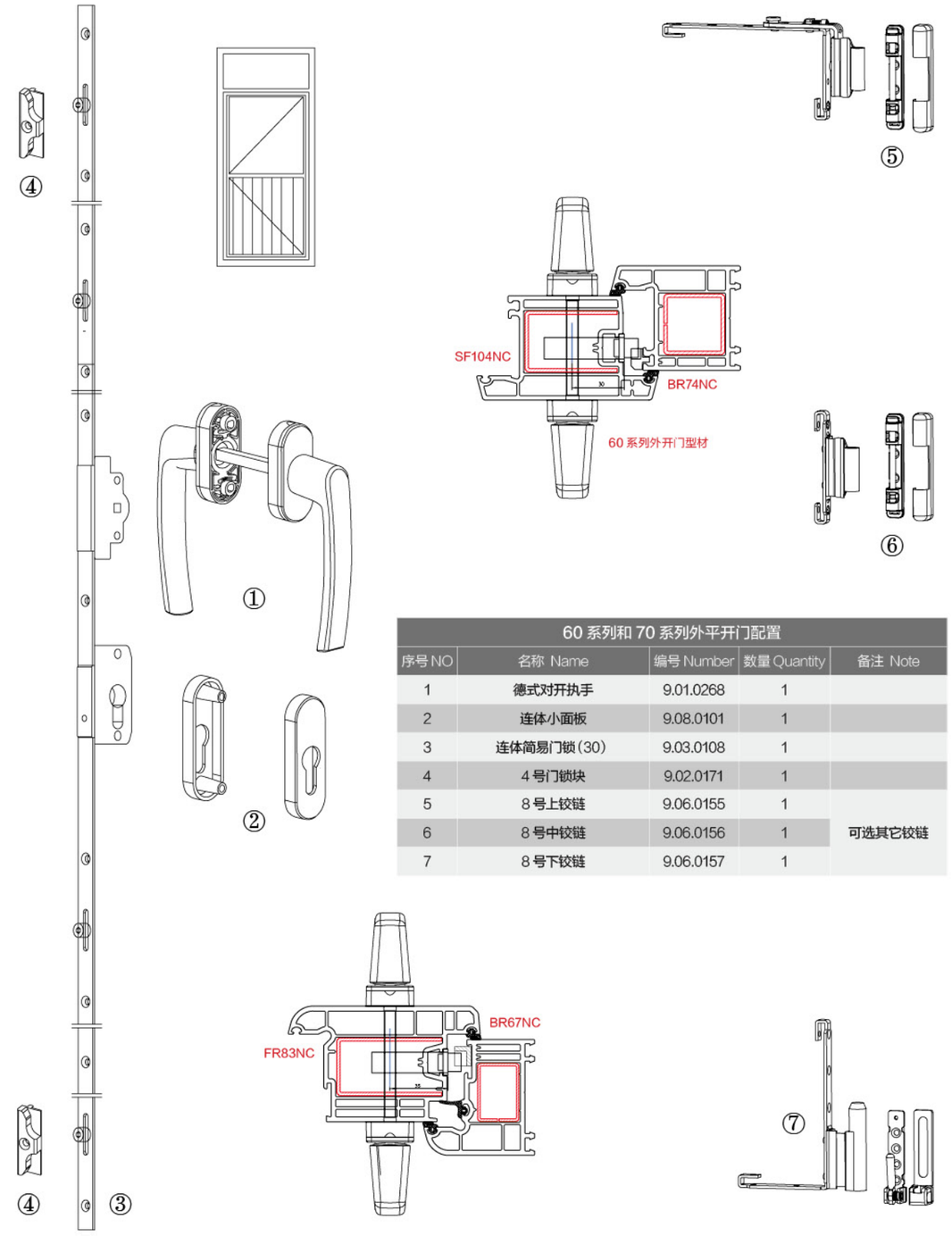

60 系列和 70 系列外平开门配置				
序号 NO	名称 Name	编号 Number	数量 Quantity	备注 Note
1	德式对开执手	9.01.0268	1	
2	连体小面板	9.08.0101	1	
3	连体简易门锁(30)	9.03.0108	1	
4	4 号门锁块	9.02.0171	1	
5	8 号上铰链	9.06.0155	1	
6	8 号中铰链	9.06.0156	1	可选其它铰链
7	8 号下铰链	9.06.0157	1	

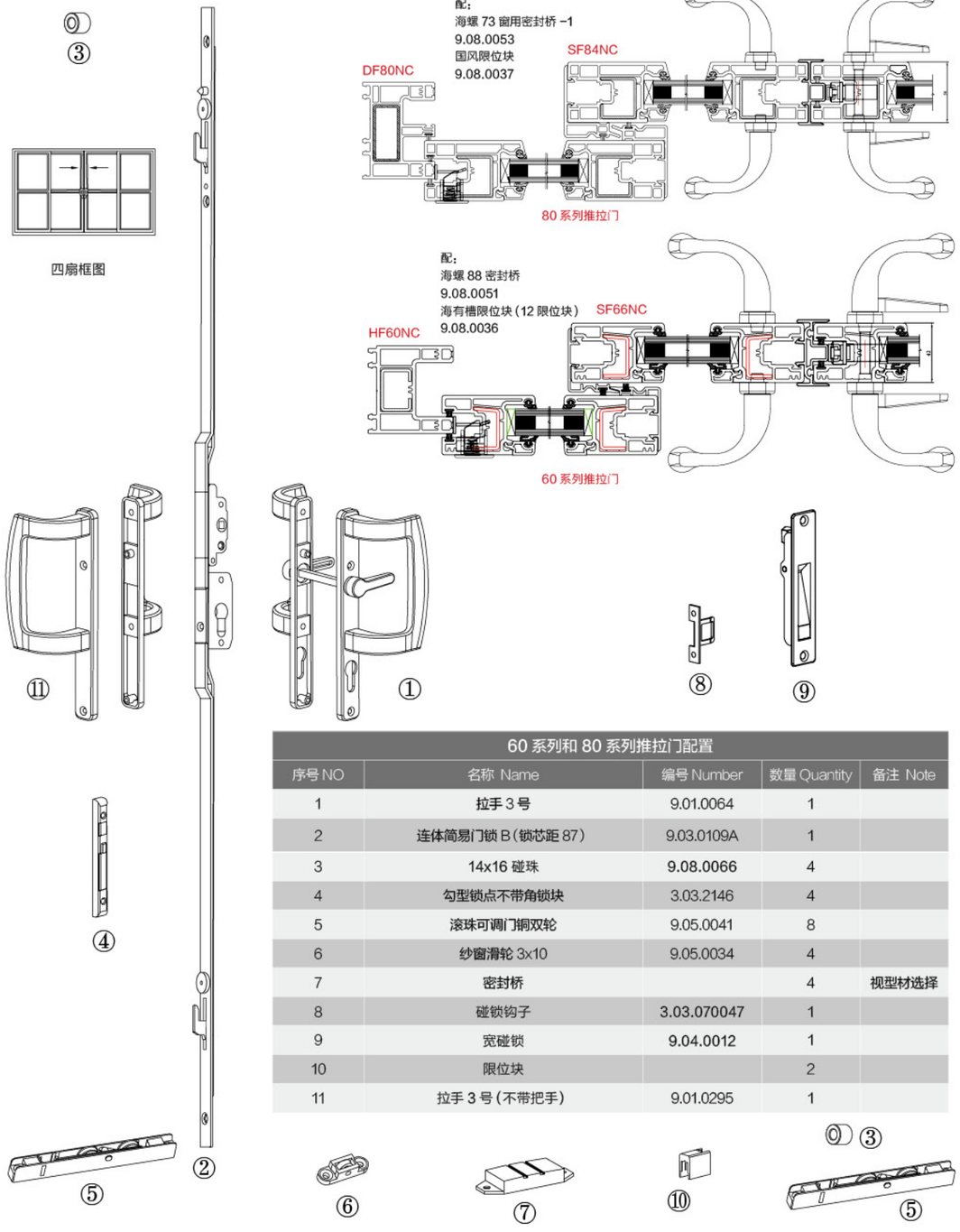

60 系列和 80 系列推拉门配置				
序号 NO	名称 Name	编号 Number	数量 Quantity	备注 Note
1	拉手 3 号	9.01.0064	1	
2	连体简易门锁 B（锁芯距 87）	9.03.0109A	1	
3	14x16 碰珠	9.08.0066	4	
4	勾型锁点不带角锁块	3.03.2146	4	
5	滚珠可调门铜双轮	9.05.0041	8	
6	纱窗滑轮 3x10	9.05.0034	4	
7	密封桥		4	视型材选择
8	碰锁钩子	3.03.070047	1	
9	宽碰锁	9.04.0012	1	
10	限位块		2	
11	拉手 3 号（不带把手）	9.01.0295	1	

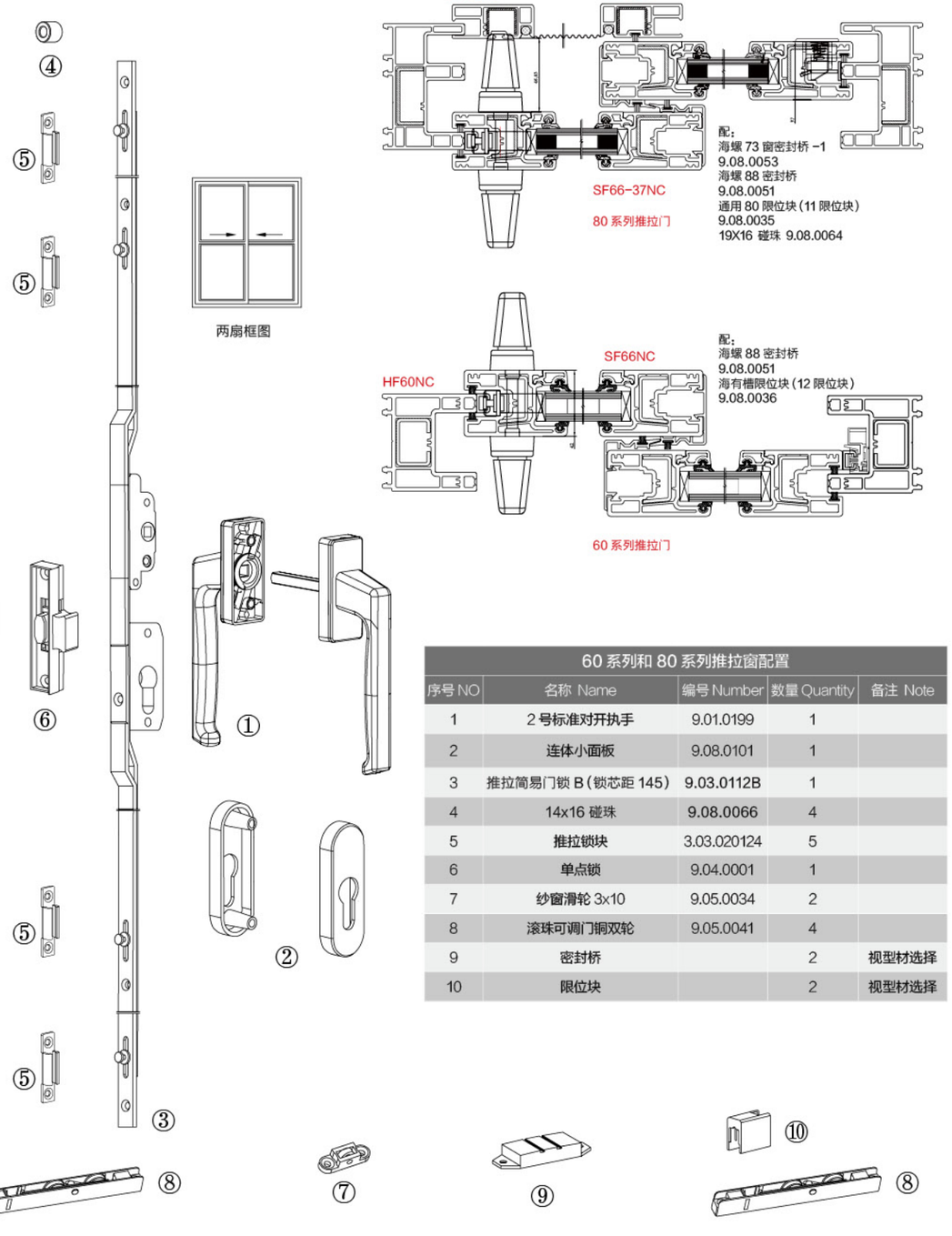

60 系列和 80 系列推拉窗配置				
序号 NO	名称 Name	编号 Number	数量 Quantity	备注 Note
1	2 号标准对开执手	9.01.0199	1	
2	连体小面板	9.08.0101	1	
3	推拉简易门锁 B（锁芯距 145）	9.03.0112B	1	
4	14x16 碰珠	9.08.0066	4	
5	推拉锁块	3.03.020124	5	
6	单点锁	9.04.0001	1	
7	纱窗滑轮 3x10	9.05.0034	2	
8	滚珠可调门铜双轮	9.05.0041	4	
9	密封桥		2	视型材选择
10	限位块		2	视型材选择

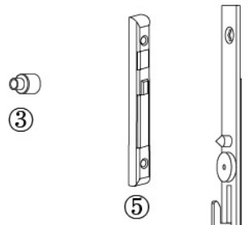

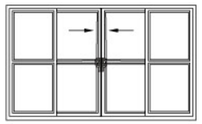
四扇框图

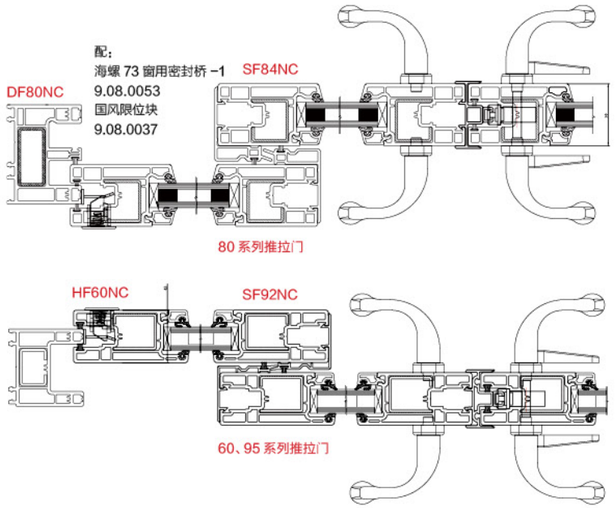

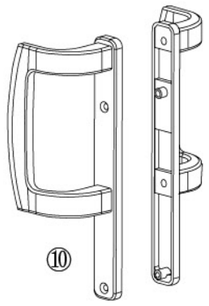
⑩

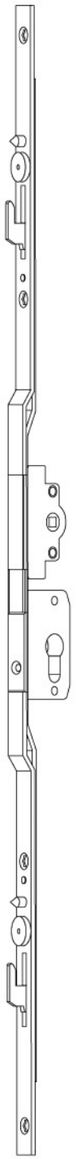
②

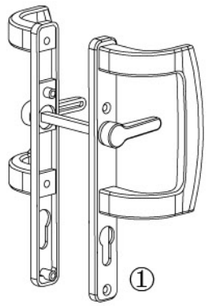
①


⑦


⑧


③


⑤

80 系列推拉门、95 系列推拉窗、门配置				
序号 NO	名称 Name	编号 Number	数量 Quantity	备注 Note
1	拉手 3 号	9.01.0064	1	
2	连体简易门锁 B（锁芯距 87）	9.03.0109A	1	
3	19x16 碰珠	9.08.0064	4	
4	海有槽限位块（12 限位块）	9.08.0036	1	
5	勾型锁点不带角锁块	3.03.2146	4	
6	滚珠可调门铜双轮	9.05.0041	8	
7	碰锁钩子	3.03.070047	1	
8	宽碰锁	9.04.0012	1	
9	海螺 88 密封桥	9.08.0051	4	
10	拉手 3 号（不带把手）	9.01.0295	1	

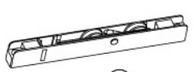
⑥

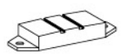
⑨


④

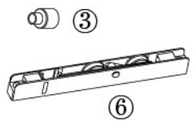



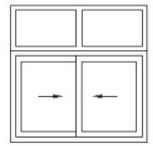
两扇框图

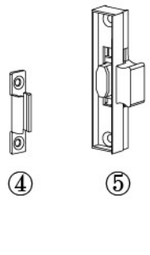
④

⑤


②


①


⑥

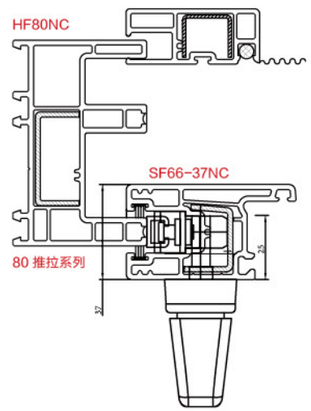

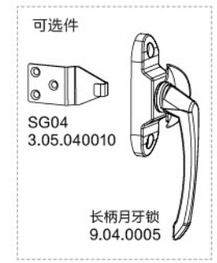

80 系列、60 系列 66 扇防盗配置				
序号 NO	名称 Name	编号 Number	数量 Quantity	备注 Note
1	5 号暗执手	9.01.0282	1	
2	勾式推拉防盗传动器	9.02.0104A	1	
3	14x16 碰珠	9.08.0066	4	
4	推拉锁块	3.03.020124	1	
5	单点锁	9.04.0001	1	
6	勾型锁点不带角锁块	3.03.2146	2	
7	88 铜槽双轮	9.05.0029	4	
8	密封桥		2	视型材选择
9	密封桥		2	视型材选择
10	助升块		1	视型材选择

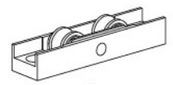
⑦


⑧


⑨


⑩

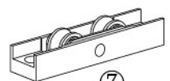
⑦

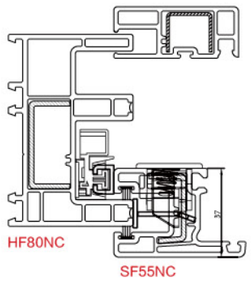

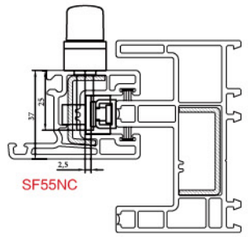

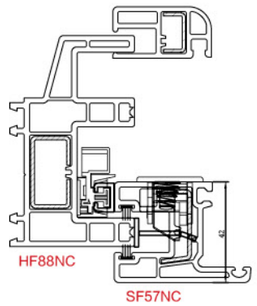

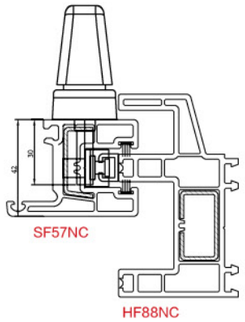

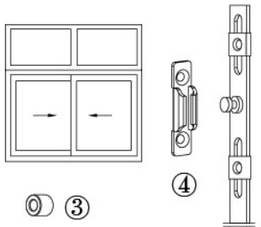

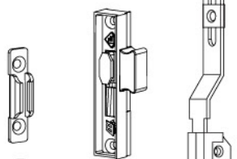







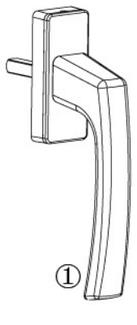

80、83、88 系列推拉窗配置				
序号 NO	名称 Name	编号 Number	数量 Quantity	备注 Note
1	内开 22 号执手	9.01.0257	1	可选其它内开执手
2	单片推拉传动器	9.02.0003	1	
3	14x16 碰珠	9.08.0066	4	
4	推拉锁块	3.03.020124	3	
5	单点锁	9.04.0001	1	
6	限位块		1	视型材选择
7	88 铜槽双轮	9.05.0029	4	
8	密封桥		2	视型材选择

可选件



SG01
3.03.040020



韩式有扣锁
9.04.0007

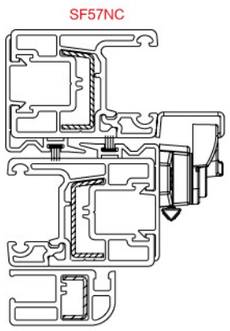

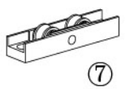



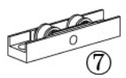



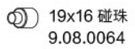

19x16 碰珠
9.08.0064

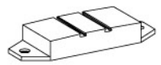

海螺 88 密封桥
9.08.0051



两扇框图

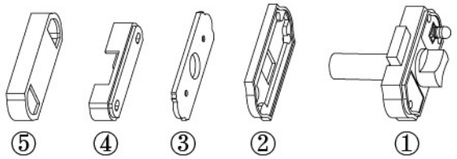

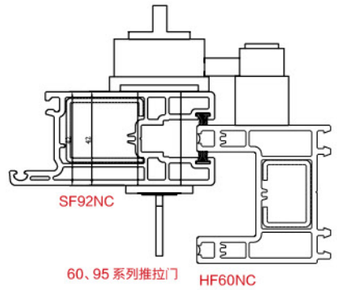



推拉锁块
3.03.020124

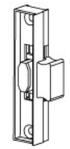

单点锁
9.04.0001

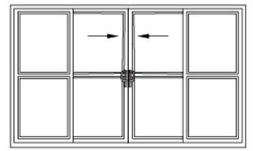

四扇框图

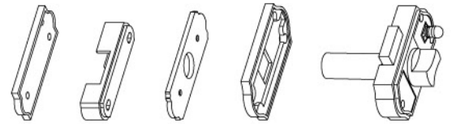

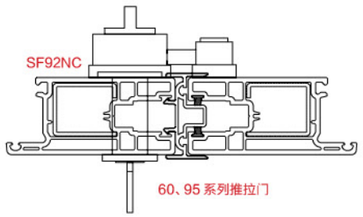

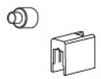

通用 80 限位块（11 限位块）
9.08.0035

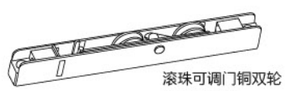

滚珠可调门铜双轮
9.05.0041

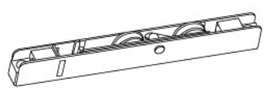

普通推拉门锁二扇配置

两扇货号：3008		
两扇推拉门锁	1	主锁体 main door lock
	2	主锁垫 main lock mat
	4	反拉扣板 reverse clip
	6	锁扣 lock catch
	3	二扇塑扣垫 2-leaf plastic clip pad

普通推拉门锁四扇配置

四扇货号：3009		
四扇推拉门锁	1	主锁体 main door lock
	2	主锁垫 main lock mat
	4	反拉扣板 reverse clip
	6	锁扣 lock catch
	3	四扇塑扣垫 4-leaf plastic clip pad

执手系列
Handle Series

技术信息：

符合 JG/T 124-2007 标准；

符合 JG/T 213-2007 标准；

符合 GB/T 9286-1998 标准；

保养说明：

执手表面应用质地柔软的湿布擦试，以免划伤表面的抛光；



9.01.0004
德式带锁执手（铝座）
German Chain Lock Handle(Aluninum Base)

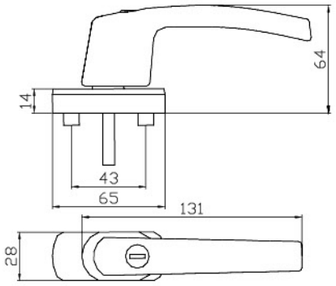



9.01.0255
德式带锁执手（铝方座）
German Chain Lock Handle(Quadrate aluminum base)

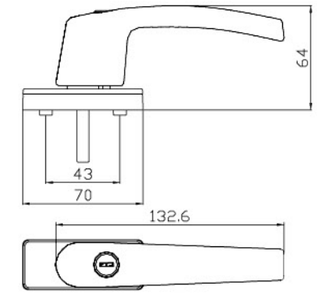



9.01.0256
德式带锁执手（铝圆座）
German Chain Lock Handle(Round aluminum base)

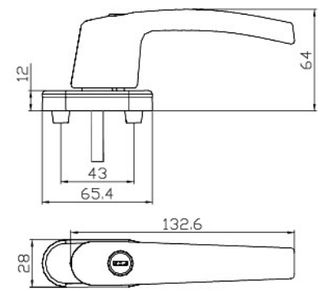



9.01.0079
英式 2 号带锁执手
English #2 Chain Lock Handle

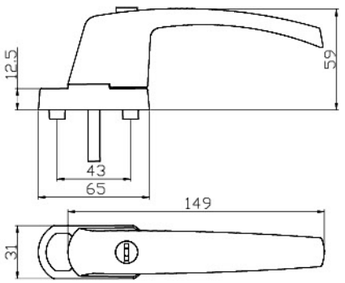



9.01.0196
德式 9 号执手
German 9# handle

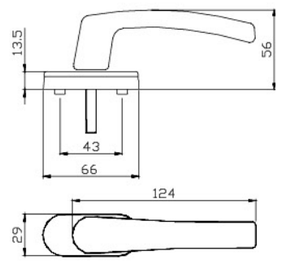



9.01.0257
内开 22 号执手
Inward 22# handle

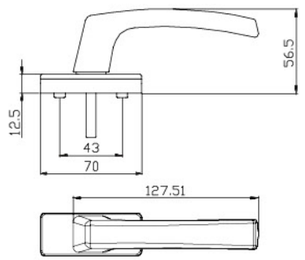



9.01.0068
德式 5 号执手
German #5 Handle

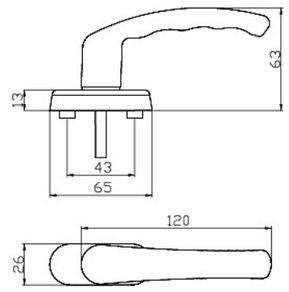



9.01.0083
德式 6-1 号执手
German #6-1 Handle

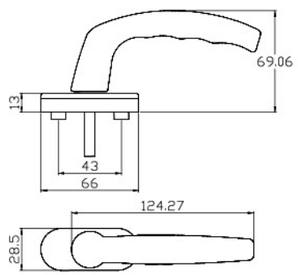



9.01.0132
塑德式 6 号执手
Plastic German #6 Handle

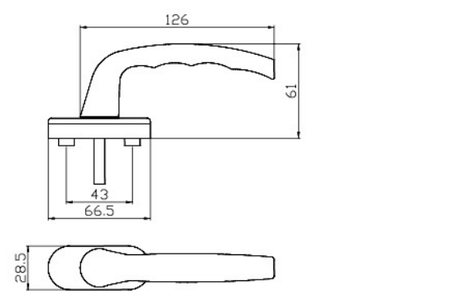



9.01.0086
德式 7-1 号执手
German #7-1 handle

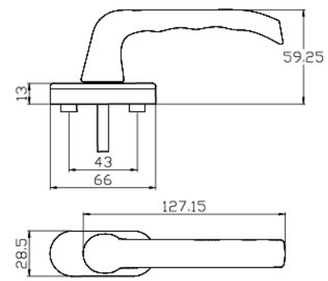



9.01.0118
德式 8-1 号执手
German #8-1 handle

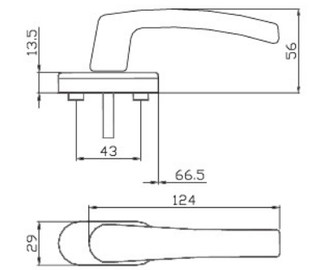



9.01.0212
内开 16 号执手
Inward #16 Handle

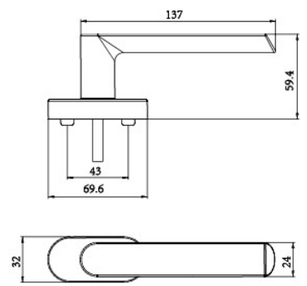



9.01.0219
塑料 4 号执手
Plastic #4 handle

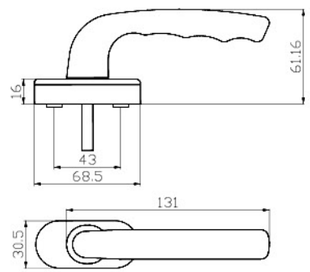



内开 24 号执手 (塑座)
Inward #24 handle(plastic base)

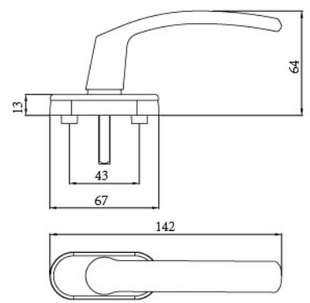



9.01.0198
标准 2 号执手
Standard #2 handle

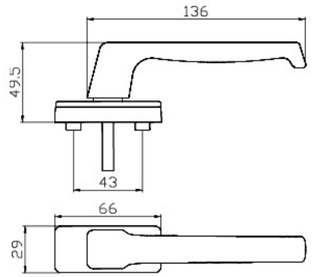



9.01.0006
标准直柄执手 (铝座)
Standard straight handle(aluminum base)

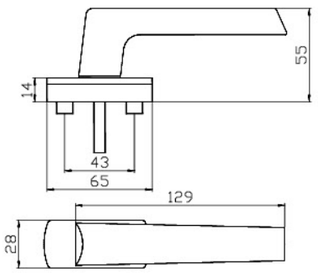



9.01.0258
标准直柄执手 (铝方座)
Standard straight handle(Aluminum base)

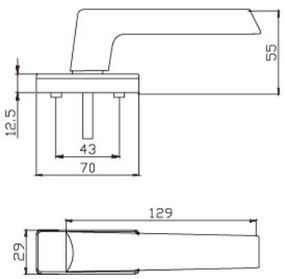



9.01.0167
内开 10 号执手
Inward #10 handle

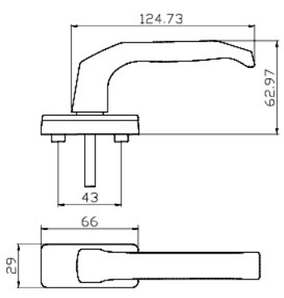



9.01.0195
内开 11 号执手
Inward #11 handle

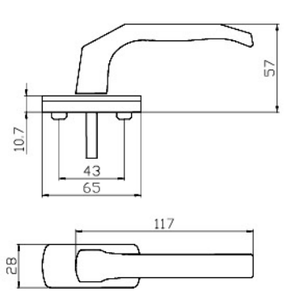



9.01.0280 内开 23 号执手 (塑座)
Inward # 23 handle(plastic base)
9.01.0281 内开 23-2 号执手 (铝圆座)
Inward # 23-2 handle(Round aluminum base)

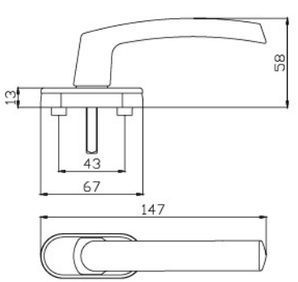

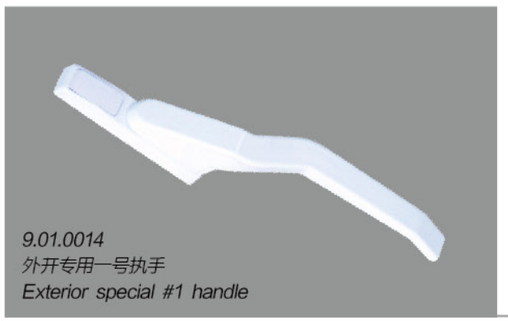

9.01.0014
外开专用一号执手
Exterior special #1 handle

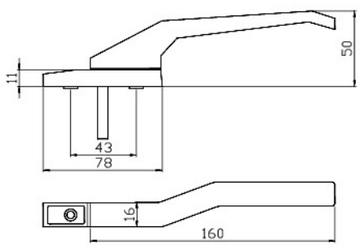



9.01.0015
外开专用二号执手
Exterior special #2 handle

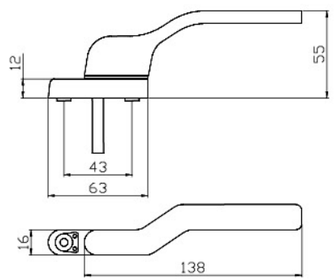

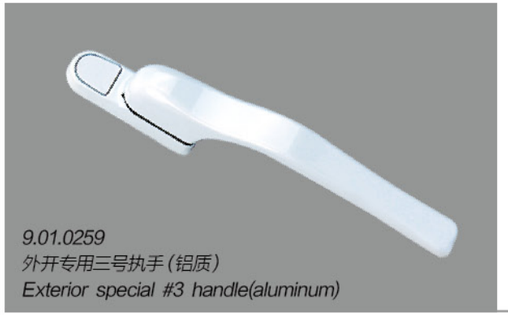

9.01.0259
外开专用三号执手（铝质）
Exterior special #3 handle(aluminum)

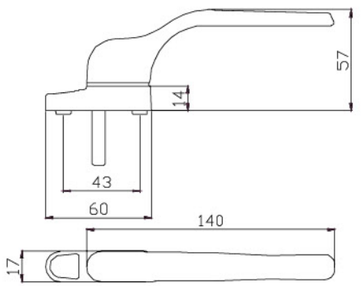

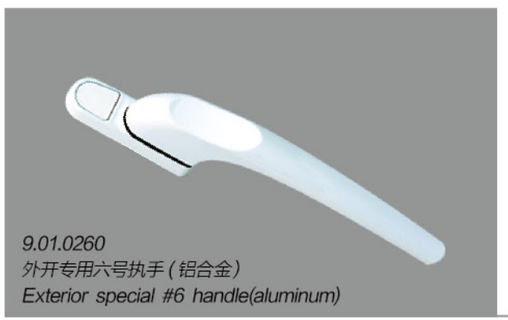

9.01.0260
外开专用六号执手（铝合金）
Exterior special #6 handle(aluminum)

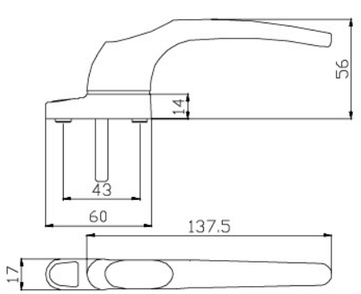



9.01.0261
外开 18 号执手（铝合金）
Exterior special #18 handle(aluminum)

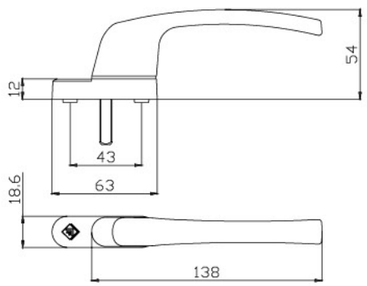



9.01.0020
外开专用七号执手
Exterior special #7 handle

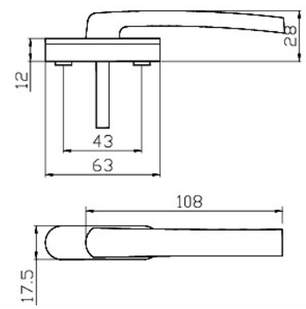



9.01.0018
外开专用 5# 执手
Exterior special #5 handle

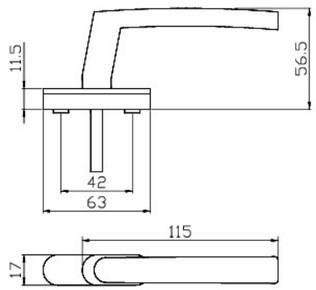



9.01.0039
外开十号执手
Outward #10 handle

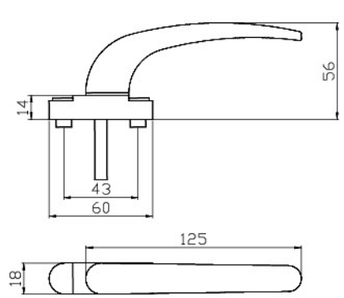



9.01.0308
外开 14-2 号执手
Outward #14-2 handle

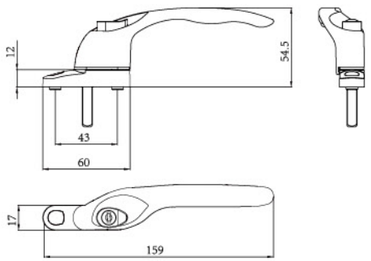



9.01.0250
外开 14 号执手
Outward #14 handle

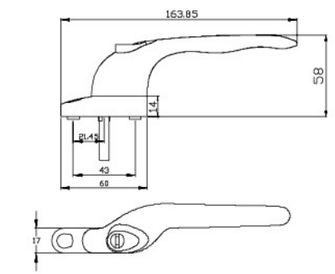



9.01.0262
外开 14 号带钮执手
Outward #14 button handle

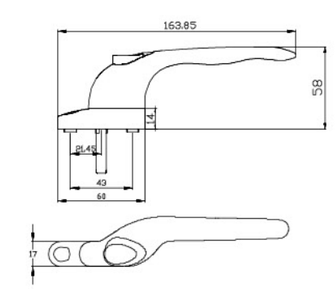



9.01.0252
外开 15 号执手(锌铝)
Outward #15 handle (zinc&aluminum)

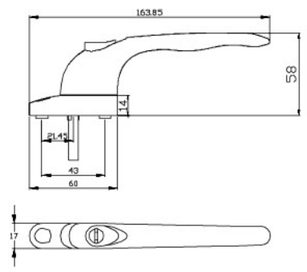



9.01.0266
外开 16 号执手(锌铝)
Outward #16 handle(zinc&aluminum)

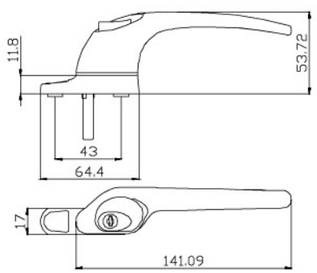



9.01.0267
外开 17 号执手(锌质)
Outward #17 handle(zinc)

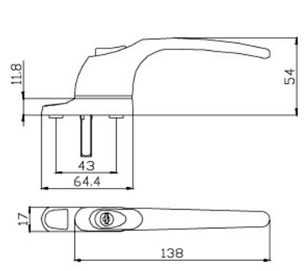



9.01.0172
外开 13 号执手
Exterior #13 handle

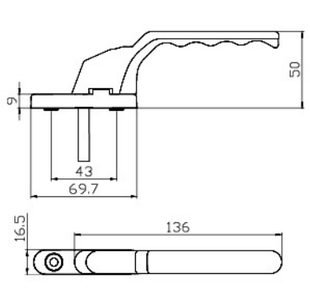



9.01.0173
外开 13 号 带锁执手
Exterior #13 chain lock handle

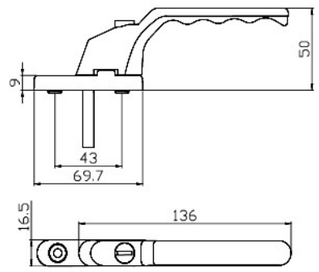



9.01.0062
T 型执手
T-shape handle

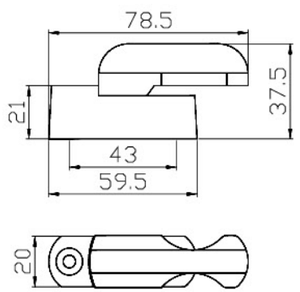



9.01.0074
推拉拉手
Slide handle

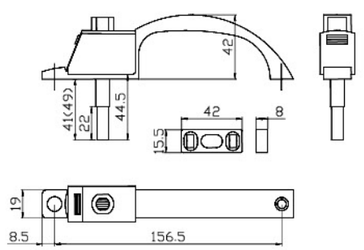



9.01.0013
暗执手（扣手）
Built-in handle(buttonhole handle)

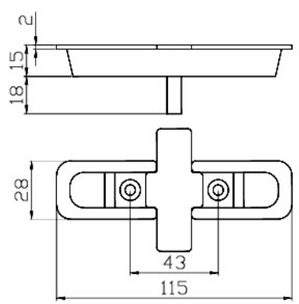



9.01.0143
3 号暗执手
#3 Built-in handle

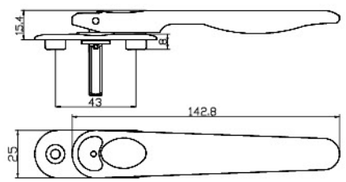



9.01.0135
2 号暗执手
#2 Built-in handle

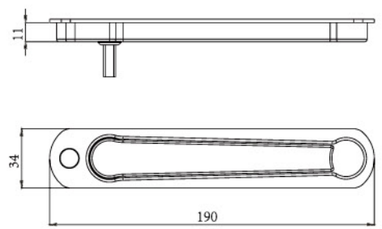



9.01.0282
5 号暗执手
#5 Built-in handle

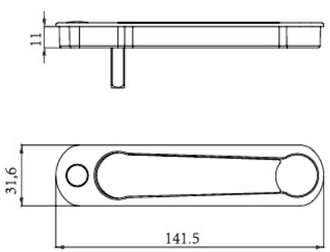



9.01.0192
4 号暗执手
#4 Built-in handle

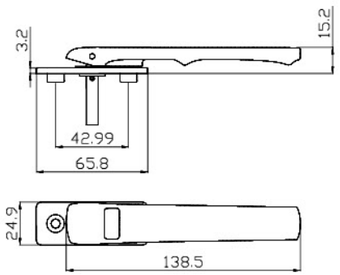



9.01.0222
4-1 号暗执手
#4-1 Built-in handle

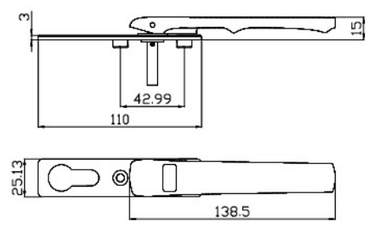



9.01.0010
单点执手
Single-point handle

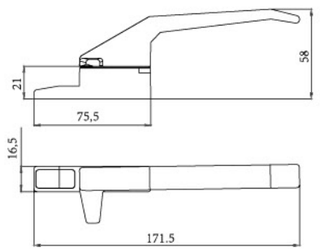



9.01.0009
小单点执手
Small single-point handle

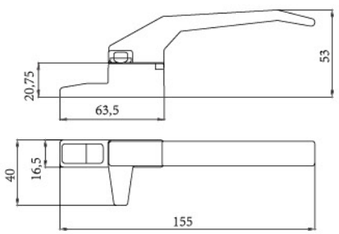



9.01.0011
单点高执手
Single-point high handle

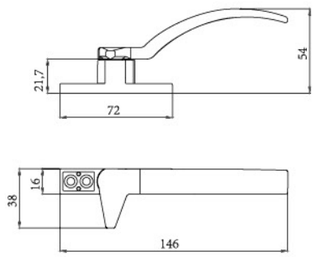



9.01.0284
BJ 单点高执手
BJ Single-point high handle

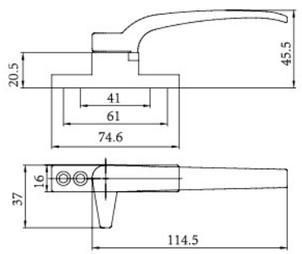



9.01.0269 德式带锁对开执手 (铝圆座)
German chain lock twin handles(Round aluminum base)

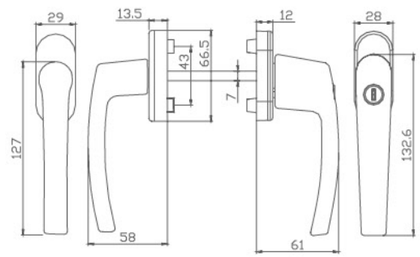



9.01.0268 德式对开执手 (铝圆座)
German twin handles(Round aluminum base)

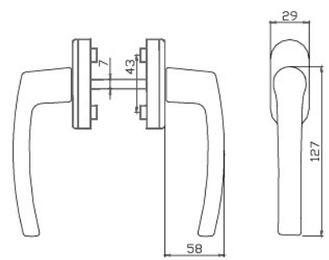



9.01.0049
标准直柄对开执手
Standard straight twin handles

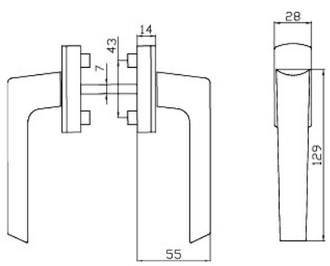



9.01.0199
标准 2 号对开执手
Standard #2 twin handles

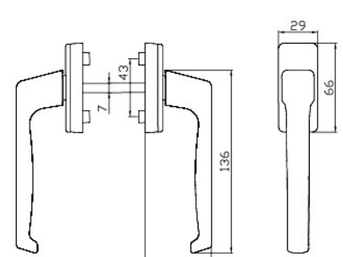



9.01.0285
可调面板执手
Adjustable panel handle

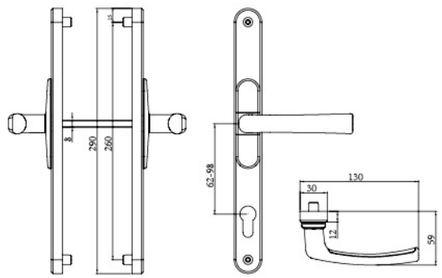



9.01.0147
2/11 面板执手
2/11 panel handle

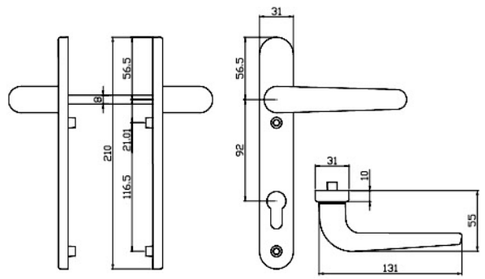



9.01.0201
2/13 面板执手
2/13 panel handle

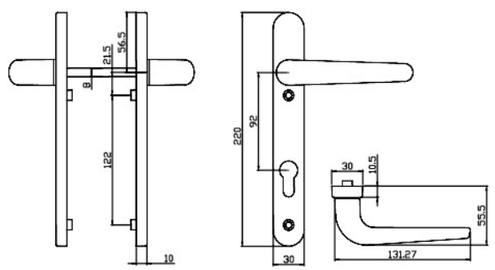



9.01.0270
15/13 面板执手 (铝冲压式)
15/13 panel handle(aluminum)

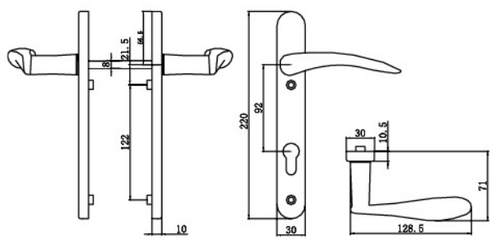



9.01.0271
16/13 面板执手 (铝冲压式)
16/13 panel
handle(aluminum)

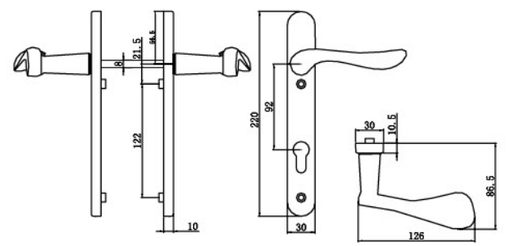



9.01.0272
17/13 面板执手 (铝冲压式)
17/13 panel
handle(aluminum)

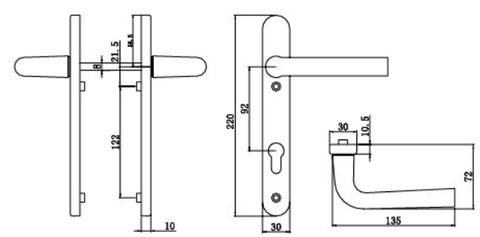



9.01.0273
18/13 面板执手 (铝冲压式)
18/13 panel
handle(aluminum)

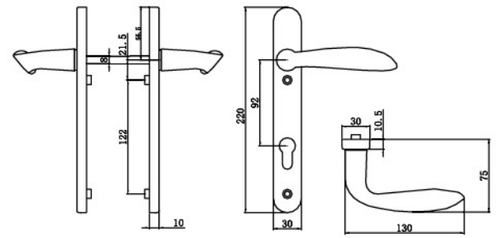



9.01.0274
19/13 面板执手 (铝冲压式)
19/13 panel
handle(aluminum)

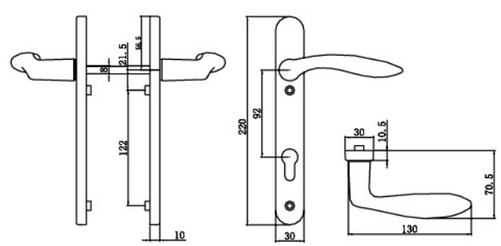



9.01.0275
20/13 面板执手 (铝冲压式)
20/13 panel
handle(aluminum)

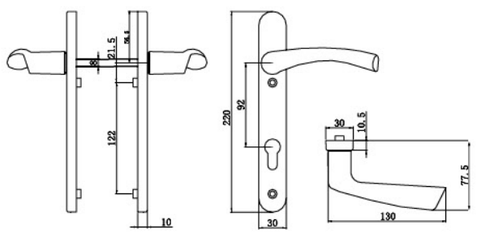



9.01.0276
21/13 面板执手 (铝冲压式)
21/13 panel
handle(aluminum)

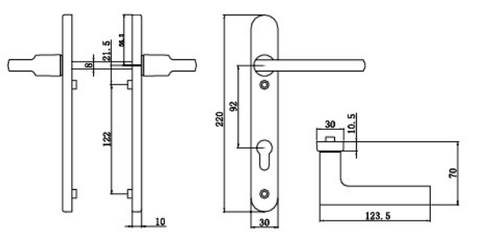



9.01.0277
22/13 面板执手 (铝冲压式)
22/13 panel
handle(aluminum)

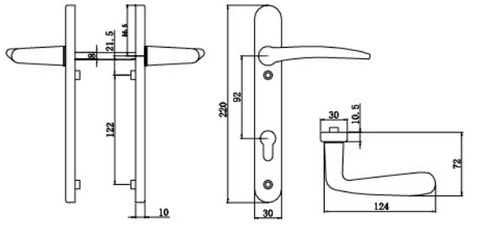



9.01.0051
一号面板执手
#1 Panel handle

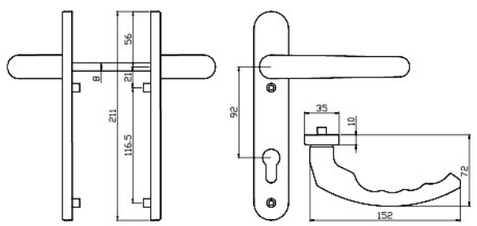



9.01.0286
23/25 面板执手
23/25 panel handle

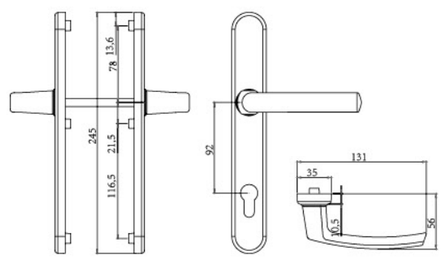



9.01.0287
15/24 面板执手
15/24 panel handle

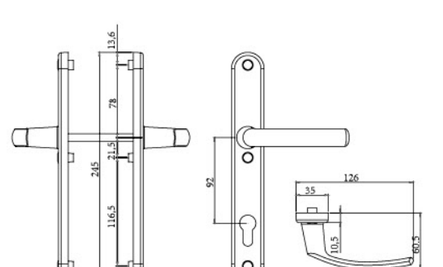



9.01.0246
10/18 面板执手
10/18 panel handle

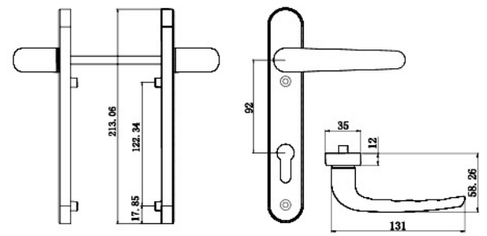



9.01.0242
10/16 面板执手
10/16 panel handle

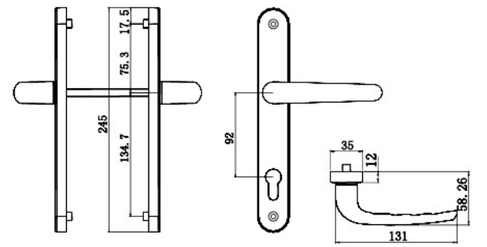



9.01.0052
二号面板执手
#2 Panel
handle

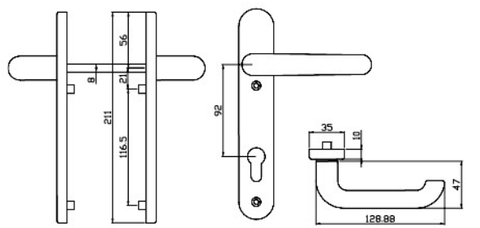



9.01.0053
三号面板执手
#3 Panel
handle

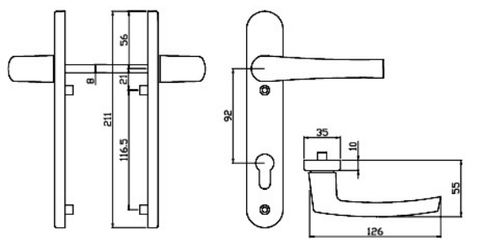



9.01.0100
9 号面板执手
#9 Panel
handle

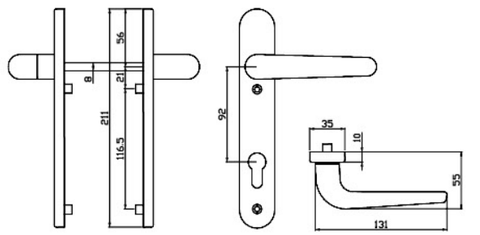



9.01.0150
7/10 面板执手
7/10 panel
handle

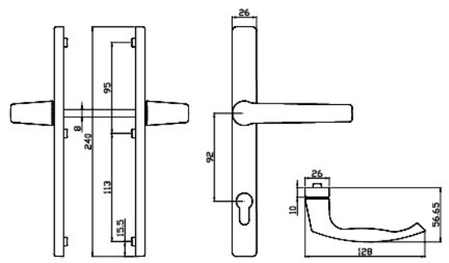



9.01.0190
8/12 面板执手
8/12 panel
handle

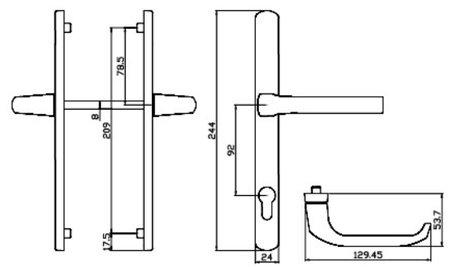



9.01.0231
2/2 面板执手
2/2 panel handle

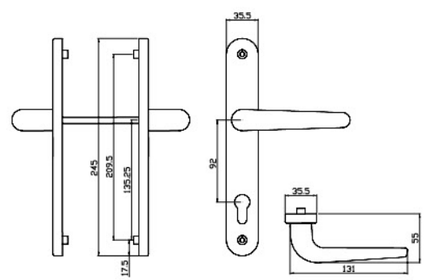



9.01.0288
14/21 面板执手
14/21 panel handle

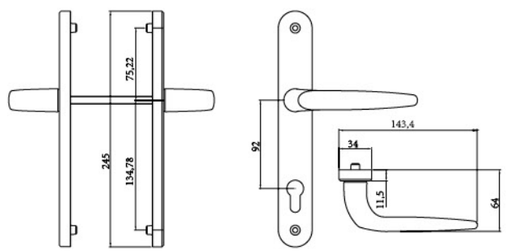



9.01.0289
14/23 面板执手
14/23 panel handle

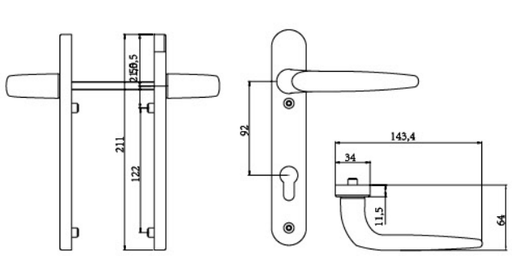



9.01.0202
1+2/3 面板执手
1+2/3 panel handle

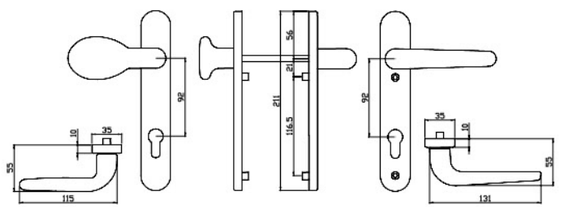



9.01.0156
1+2/11 面板执手
1+2/11 panel handle

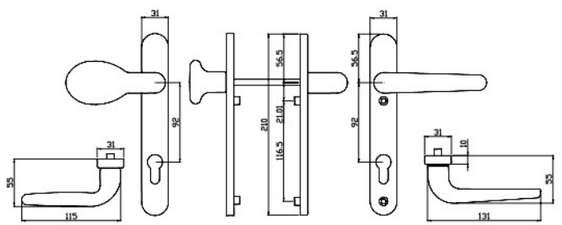



9.01.0076
英式高低面板执手
English high low panel handle

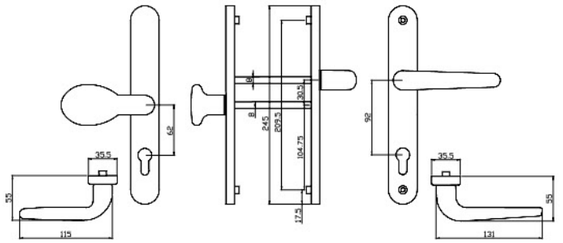



9.01.0245
1+10/18 面板执手
1+10/18 panel handle

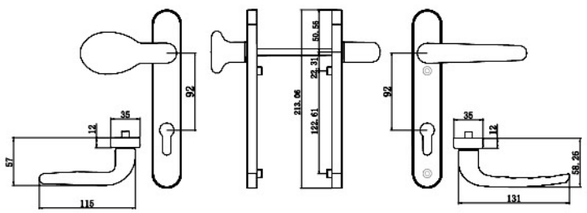



9.01.0244
1/17+10/16 面板执手
1/17+10/16 panel handle

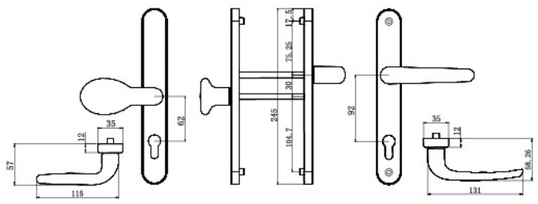



9.01.0244-1
10/16+17 面板执手
10/16+17 panel handle

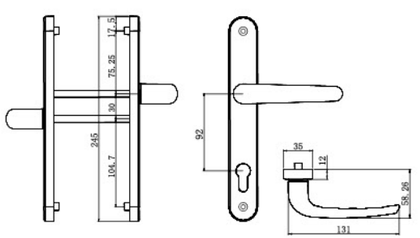



9.01.0290
13+14/23 面板执手
13+14/23 panel handle

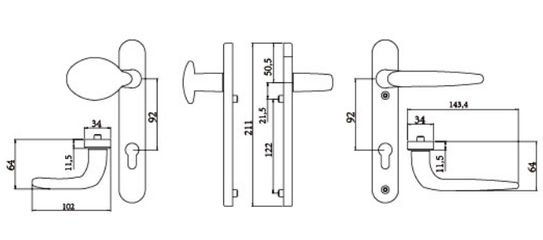



9.01.0291
14/21+13/22 面板执手
14/21+13/22 panel handle

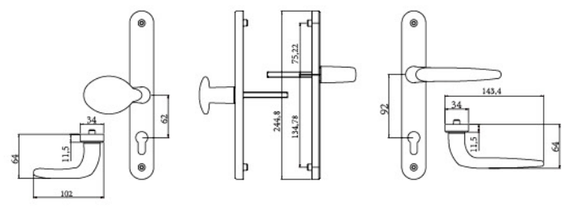



9.01.0292
1+23/25 面板执手
1+23/25 panel handle

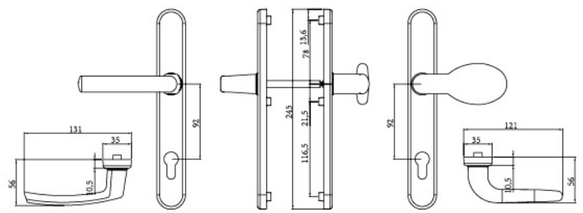



9.01.0293
1+15/24 面板执手
1+15/24 panel handle

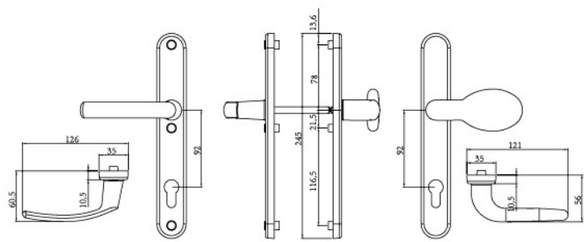



9.01.0045
拉手一号
Handle #1

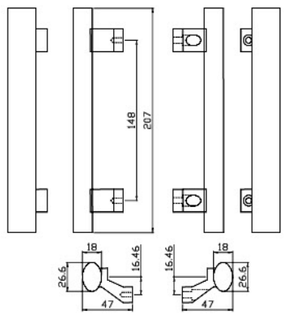



9.01.0064
拉手三号
Handle #3

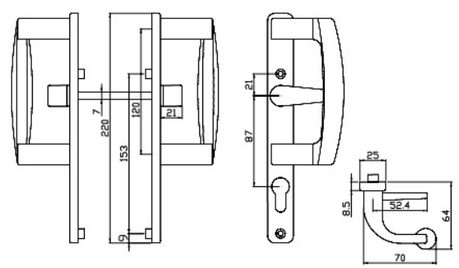



9.01.0080
拉手四号
Handle #4

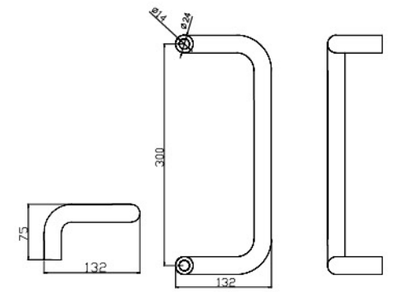



9.01.0188
拉手6号(塑料大拉手)
Handle #6 (plastic)

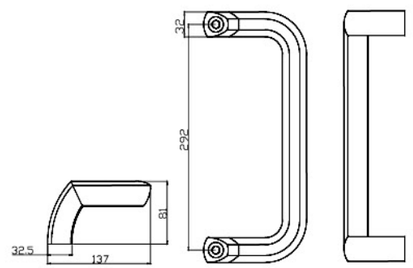

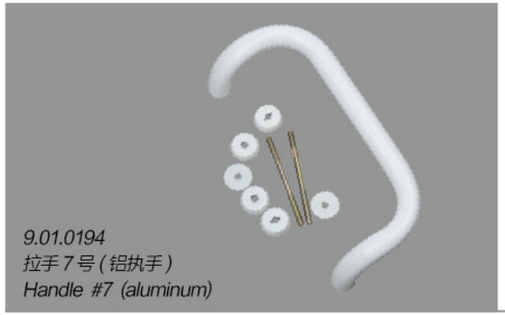

9.01.0194
拉手 7 号 (铝执手)
Handle #7 (aluminum)

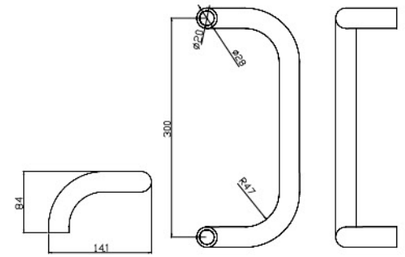



9.01.0218
拉手 8 号 (铝执手)
Handle #8 (aluminum)

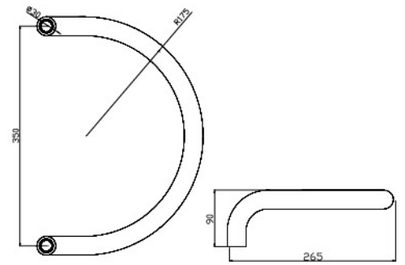



传动器系列
Transmission Series

技术信息：
符合 JG/T 126-2007 标准；
符合 GB/T 10125-1997 标准；
材料：
动杆、定杆采用 GB/T11253 碳素结构钢中不低于 Q235 钢带力学性能的材料；
锁块、支架采用力学性能不低于 GB/T16746ZZnAl4Cu1Mg 铸造锌合金铁材料；
锁柱采用力学性能不低于 GB/T905 规定中 Q235 的材料；
齿轮采用力学性能不低于 GB/T702 规定中 08F 的材料；



9.02.0001
外开 1-1 号传动器
Outward-opening #1-1 transmission

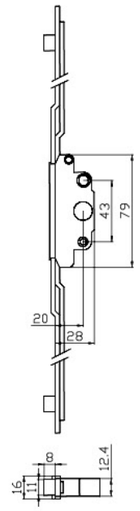

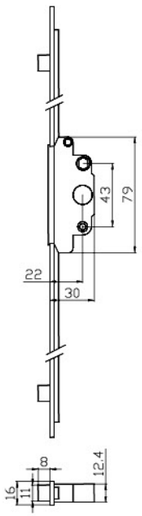

9.02.0099
外开 1-2 号传动器
Outward-opening #1-2 Transmission

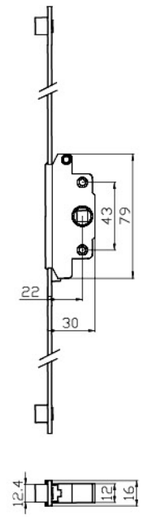

9.02.0013
单片外开传动器
Single-piece outward-opening transmission



9.02.0005
门传动器
Door Transmission

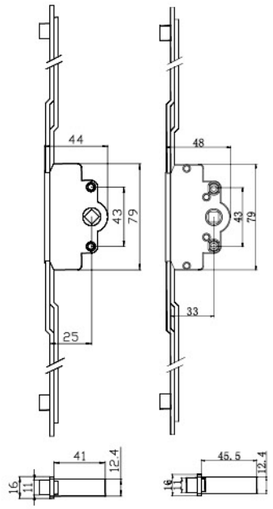

9.02.0170
33 门传动器
33 Door transmission



9.02.0119
外开 3 号传动器
Outward-opening #3 transmission

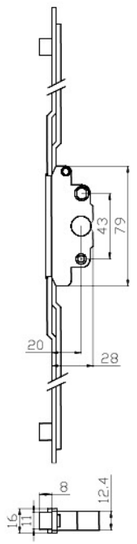



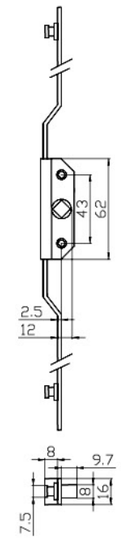

9.02.0003
单片推拉传动器
Single-piece slide transmission

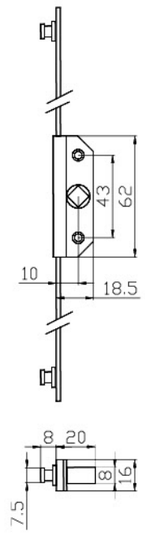

9.02.0008
单片 2 号传动器
Single-piece #2 transmission



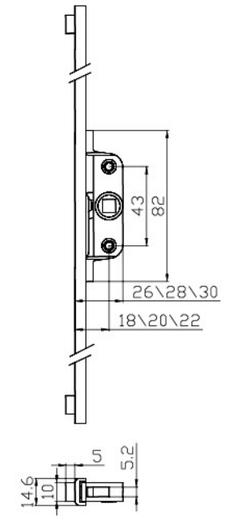

9.02.0011
铝双片传动器
Aluminum double-piece transmission





9.02.0088
英式防盗传动器
British burglarproof transmission

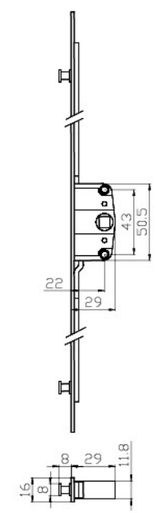

9.02.0111
22 英寸防盗传动器
22 Inch british burglarproof transmission



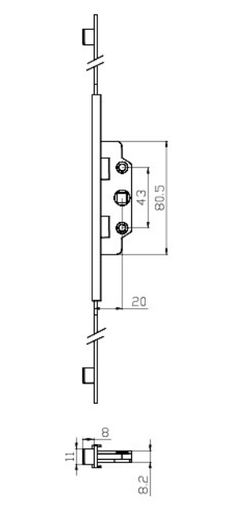

9.02.0098
保险单片传动器
Safety single-piece transmission



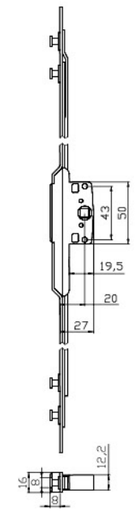

9.02.0121
三片双向传动器
Three-piece double-way transmission



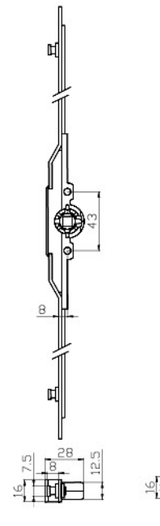

9.02.0104
推拉传动器
Slide transmission

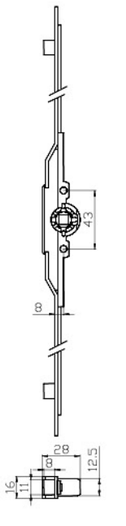

9.02.0002
内开传动器
Inward-opening transmission



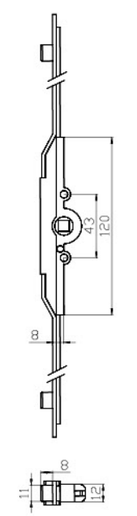

9.02.0117
内开 8 号传动器
Inward-opening #8 transmission



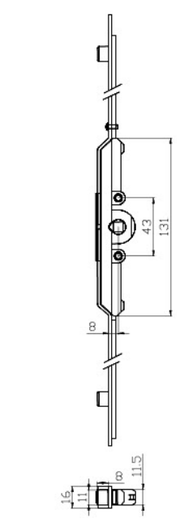

9.02.0118
内开 9 号传动器
Inward-opening #9 transmission



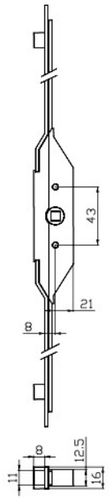

9.02.0100
双向传动器 4 号
Double-way transmission #4



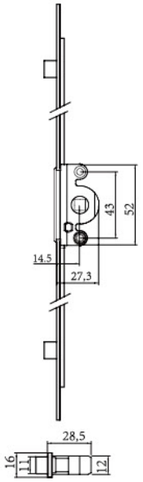

9.02.0090
3 号内开传动器
#3 Inward-opening transmission



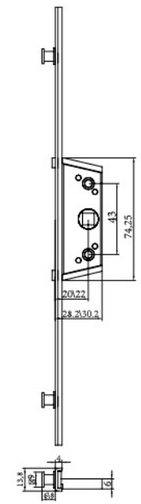

9.02.0179
BJ 英式 ER 传动器
BJ English ER transmission



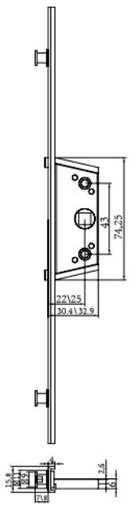

9.02.0180
BJ 英式 SER 传动器
BJ English SER transmission



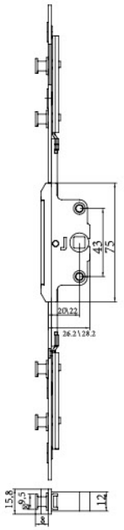

9.02.0177
BJ3 号双向传动器
BJ3 Double-way transmission



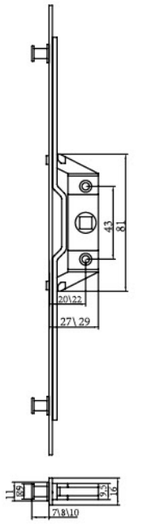

9.02.0178
BJ 英式 AR 传动器
BJ English AR transmission



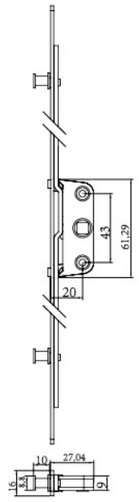

9.02.0174
12/20 传动器
12/20 transmission

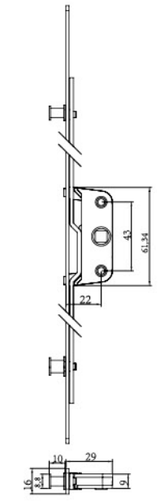

9.02.0175
12/22 传动器
12/22 transmission



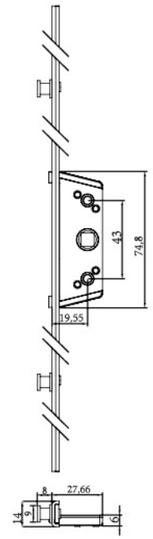

9.02.0176
13/20 传动器
13/20 transmission

安全型平开窗锁闭侧配置图

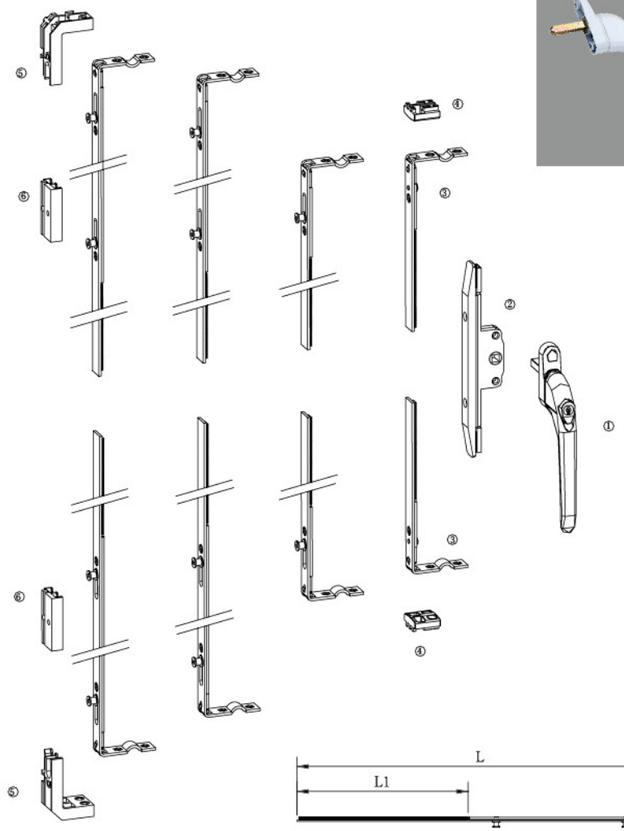



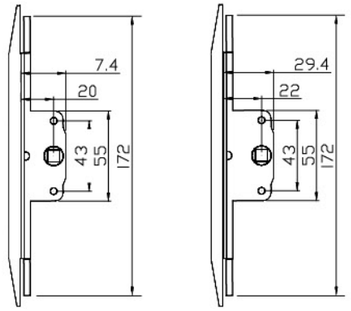

9.02.0132
双向 6# 传动盒
#6 Double-way transmission

9.02.0133
双向 7# 传动盒
#7 Double-way transmission

安全型平开窗锁闭侧配置表

序号	名称	用量	备注
1	**执手** handle	1	**可先其它外开执手** can choose other outward handles
2	**传动盒** gearbox	1	**根据型材可选中心距** 20 或 22mm choose 20mm or 22mm according to the profile
3	**延长件** extension transmission	2	**根据窗型高度可选相应规格** choose the length according to the window height
4	**插座** corner keep	2	**根据型材可选其它规格** choose other ones according to the profile
5	**拐角锁块** combined corner keep	2	**根据型材可选其它规格** choose other ones according to the profile
6	**王字锁块** mushroom keep	2	**根据型材可选其它规格** choose other ones according to the profile

名称	编号	(mm)	L(mm)	L1(mm)		
163-8 **延长件** 163-8 extension transmission	9.02.0123	350-450	163	94	--	--
335-8 **延长件** 335-8 extension transmission	9.02.0124	451-750	335	245	1	8mm
485-8-1 **延长件** 485-8-1 extension transmission	9.02.0125	751-1050	485	225	2	8mm
485-8-2 **延长件** 485-8-2 extension transmission	9.02.0126	751-1050	485	225	1	8mm
637-8 **延长件** 637-8 extension transmission	9.02.0127	1051-1400	637	245	2	8mm
335-9 **延长件** 335-9 extension transmission	9.02.0128	451-750	335	245	1	9mm
485-9-1 **延长件** 485-9-1 extension transmission	9.02.0129	751-1050	485	225	2	9mm
485-9-2 **延长件** 485-9-2 extension transmission	9.02.0130	751-1050	485	225	1	9mm
637-9 **延长件** 637-9 extension transmission	9.02.0131	1051-1400	637	245	2	9mm

3.02.020142
209 王字锁块
209 mushroom keep

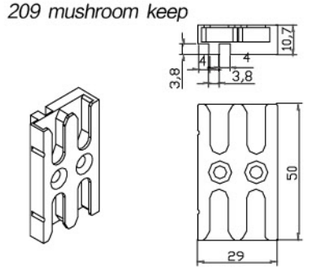

3.02.020143
409 拐角锁块
409 combined corner keep

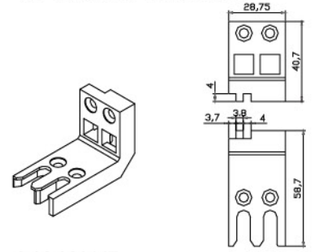

3.02.020144
609 拐角锁块
609 combined corner keep

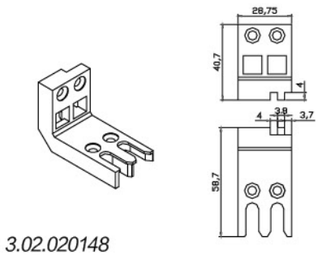

3.02.020145
218 王字锁块
218 mushroom keep

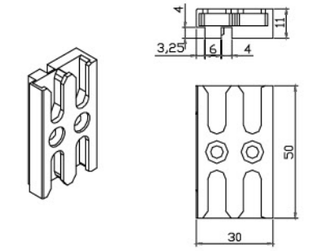

3.02.020147
418 拐角锁块
418 combined corner keep

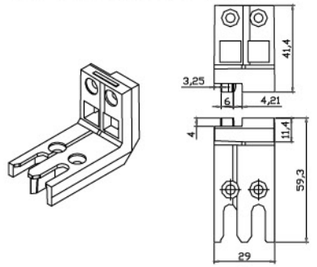

3.02.020148
618R 拐角锁块
618R combined corner keep

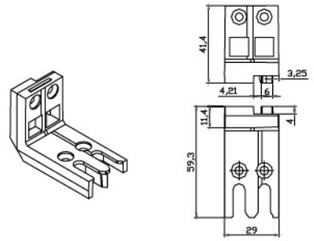

3.02.020146
211 王字锁块
211 mushroom keep

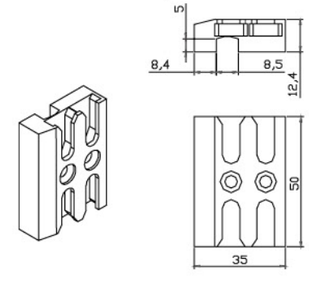

3.02.020149
411L 拐角锁块
411L combined corner keep

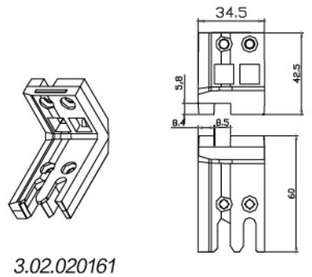

3.02.020150
611R 拐角锁块
611R combined corner keep

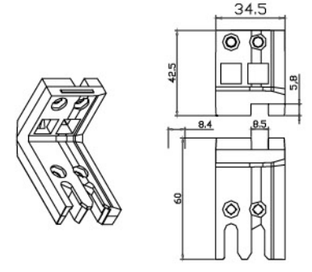

3.02.020160
221 王字锁块
221 mushroom keep

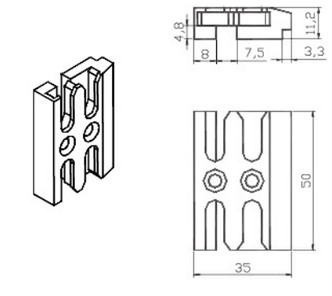

3.02.020161
421 拐角锁块
421 combined corner keep

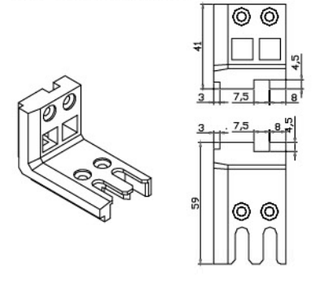

3.02.020162
621 拐角锁块
621 combined corner keep

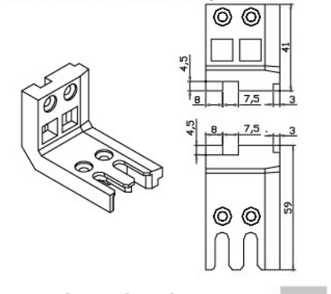

3.02.020166
4231 王字锁块
4231 mushroom keep

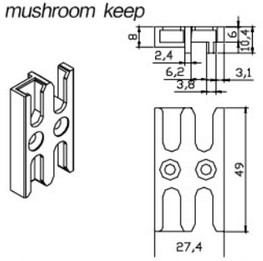

3.02.020168
423R 拐角锁块
423Rcombined corner keep

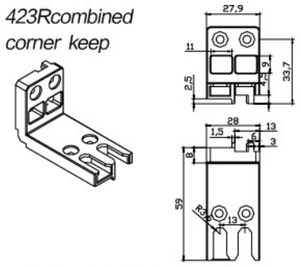

3.02.020169
423L 拐角锁块
423L combined corner keep

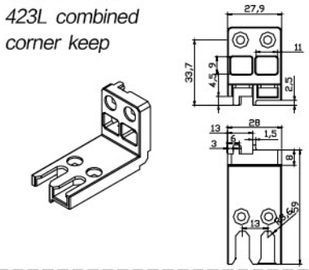

3.02.020170
299-19 王字锁块
299-19 mushroom keep

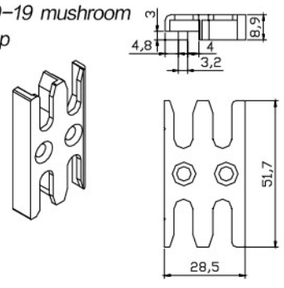

3.02.020171
999-19L 插座
999-19L corner keep

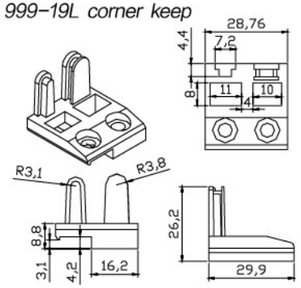

3.02.020172
999-19R 插座
999-19R corner keep

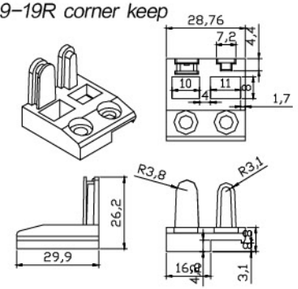

3.02.020174
203-19 王字锁块
203-19 mushroom keep

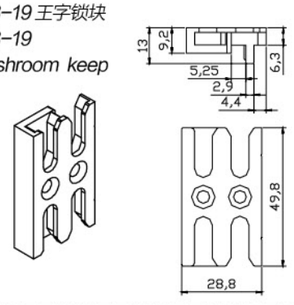

3.02.020177
403-19L 拐角锁块
403-19L combined corner keep

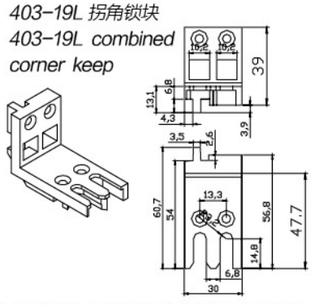

3.02.020178
403-19R 拐角锁块
403-19R combined corner keep

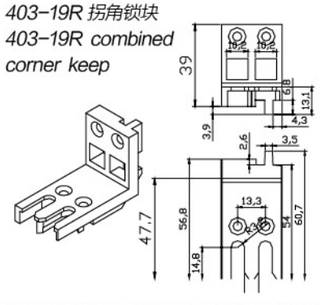

3.02.020173
220-19 王字锁块
220-19 mushroom keep

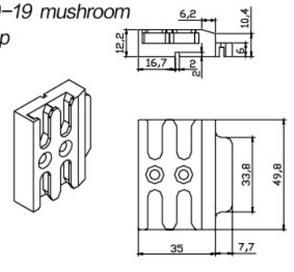

3.02.020176
420-19R 拐角锁块
420-19R combined corner keep

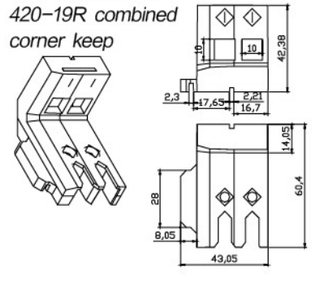

3.02.020175
620-19R 拐角锁块
620-19R combined corner keep

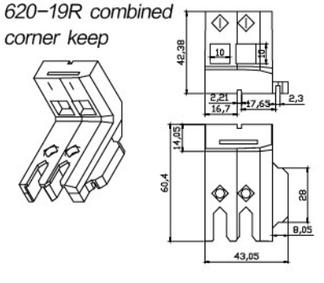

3.02.020028
普通锁块
General lock block

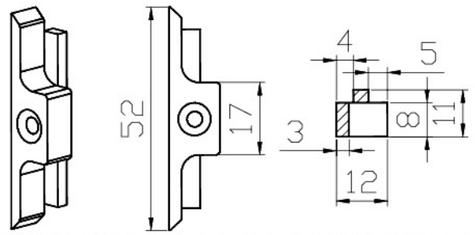

3.02.020034
川信锁块
Chuanxin lock block

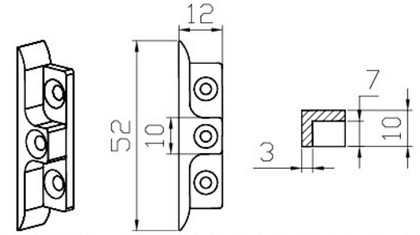

3.02.020035
德玛斯锁块
Demas lock block

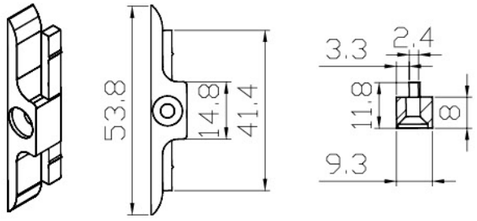

3.02.020036
兰根锁块
Langon lock block

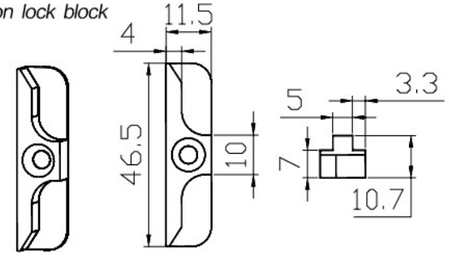

3.02.020037
川信三点锁块
Chuanxin 3-point lock block

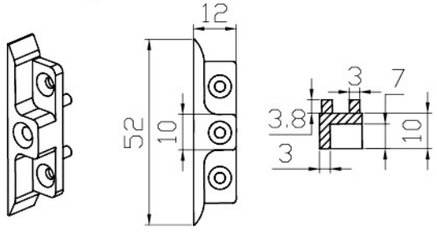

3.02.020038
铝 2# 锁块
Aluminum #2 lock block

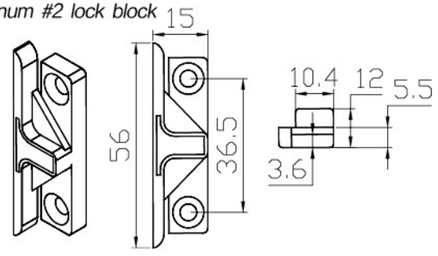

3.02.020085
德式 1 号锁块
German #1 lock block

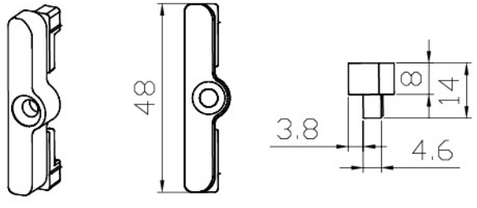

3.02.020086
德式 2 号锁块
German #2 lock block

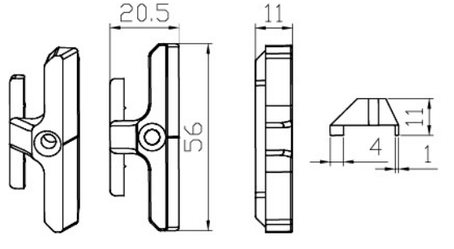

3.02.020087
德式 3 号锁块
German #3 lock block

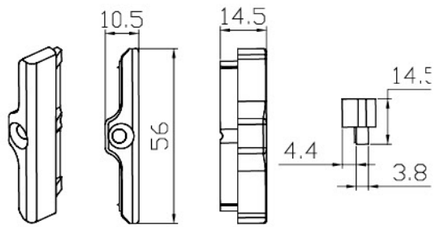

3.02.020089
英式 2 号锁块
English #2 lock block

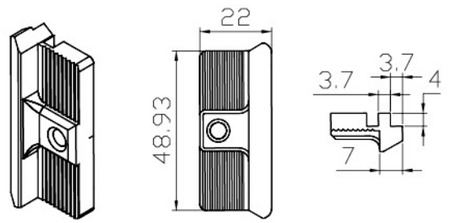

9.08.0210
3 号门锁块
3# door lock block

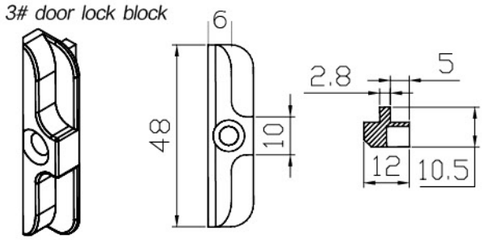

3.02.020088
德式 4 号锁块
German #4 lock block

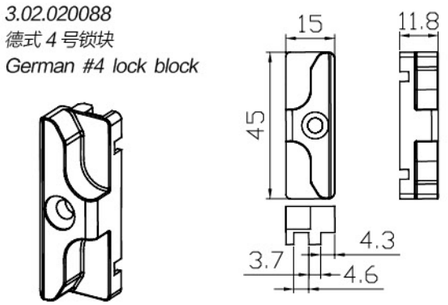

9.02.0171
4 号门锁块
4# door lock block

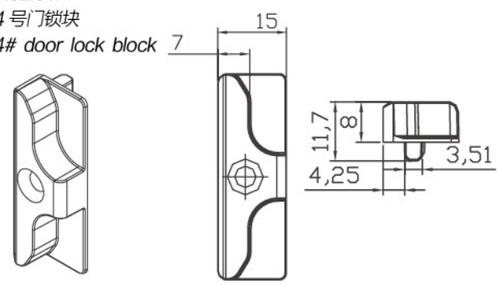

3.02.020099
窗中挺锁块
Window mullion lock block

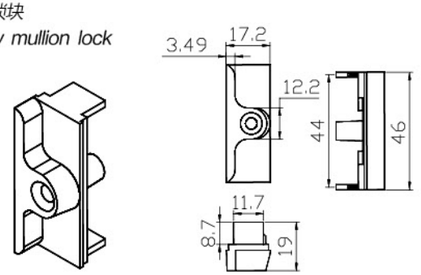

3.02.020100
门中挺锁块
Door mullion lock block

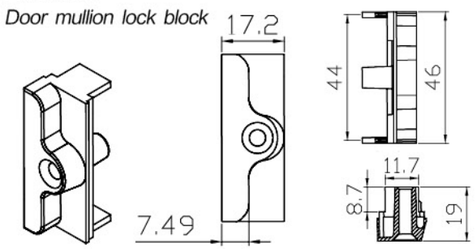

3.02.020030
H 锁块
H-shape lock block

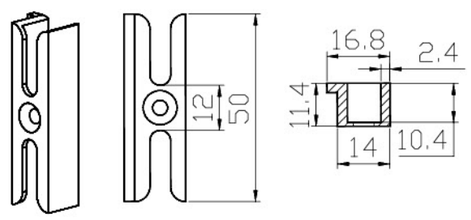

3.02.020042
王字加高锁块
Wang-Shape height-added lock block

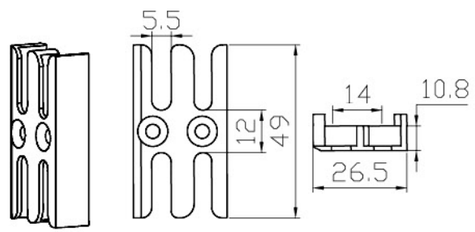

3.02.020076
王字三点锁块
Wang-Shape 3-point lock block

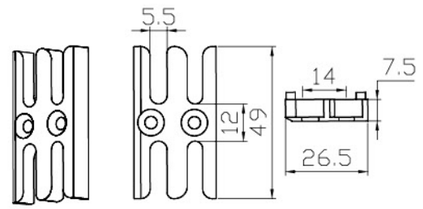

3.02.020043
王字加宽锁块
Wang-Shape width-added lock block

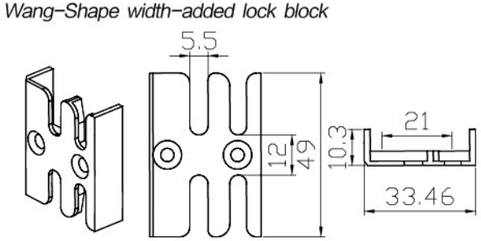

3.02.020049
王字 5# 锁块
Wang-Shape #5 lock block

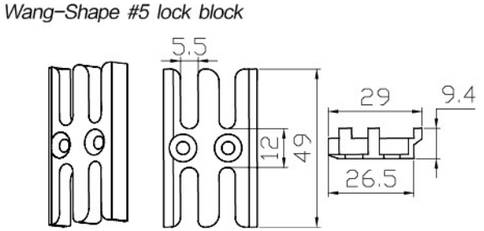

3.02.020068
王字 6# 锁块
Wang-Shape # 6 lock block

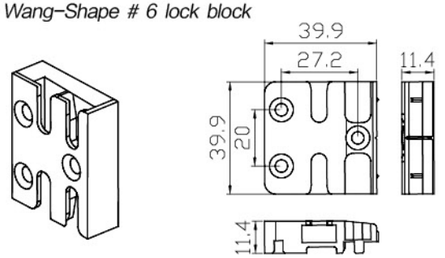

3.02.020072
3 号平开上悬安全锁块
#3 Casement top-suspension safety lock block

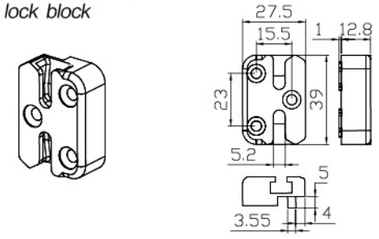

3.02.020029
王字锁块
Wang-Shape lock block

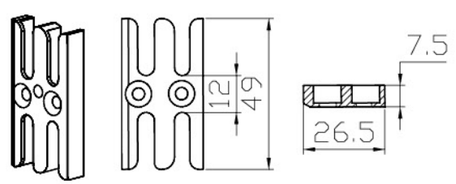

3.02.020164
234 王字锁块
234-shape lock block

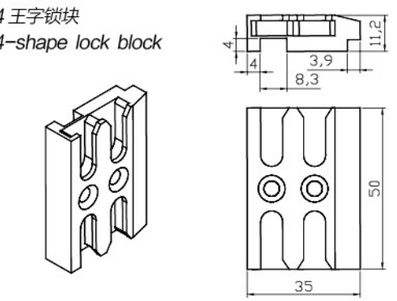

3.03.020152
王字 8 号锁块
Wang-Shape #8 lock block

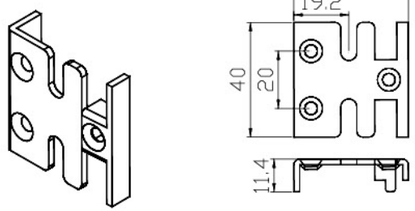

9.02.0115
王字 10 号锁块
Wang-Shape #10 lock block

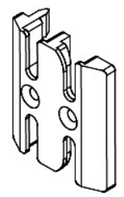
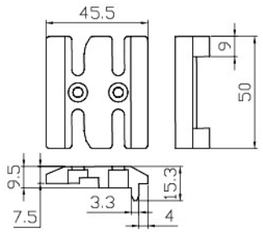

3.02.020141
王字 11 号锁块
Wang-shape #11 lock block

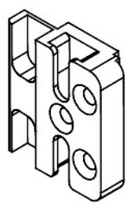
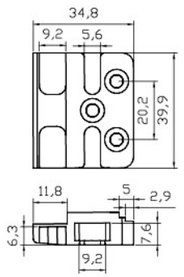

3.02.020179
王字 12 号锁块
Wang-shape #12 lock block

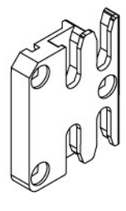
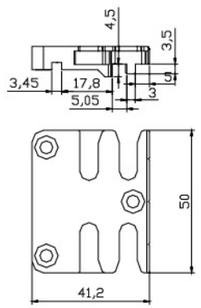

9.02.0172
354518 王字锁块
354518 shape lock block

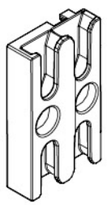
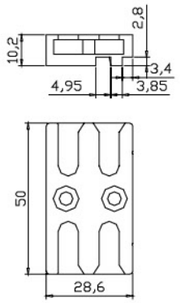

3.02.020167
4232 插座
4232 corner lock block

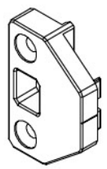
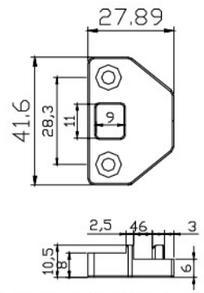

3.02.020136
英式插座
English corner keep

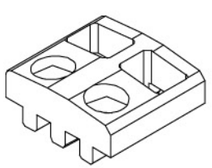
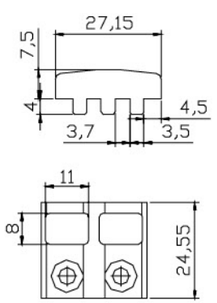

3.02.020031
方锁块
Square lock block

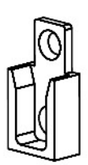
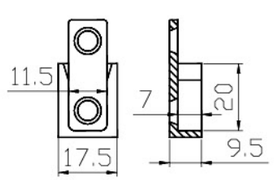

3.02.020051
3# 方锁块
#3 Square lock block

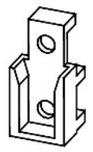
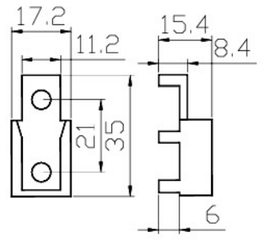

3.02.020044
小方锁块
Minor square lock block


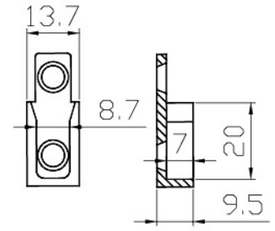

3.02.020080
可调锁块 (L=3.9)
Modulation lock block

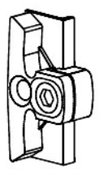
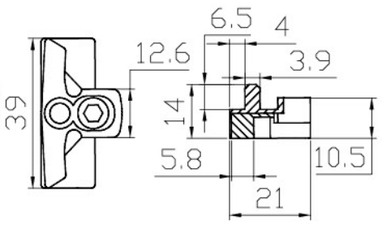

3.02.020084
2 号可调锁块
#2 Modulation lock block

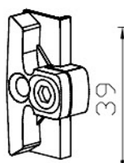
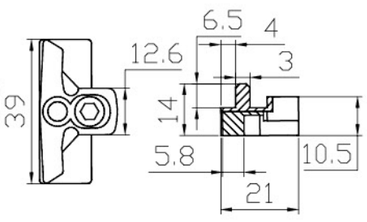

3.02.020081
3 号可调锁块
#3 Modulation lock block

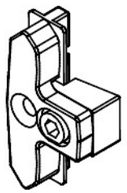
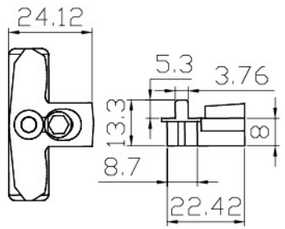

3.03.020124
单点锁块
Single-point lock block

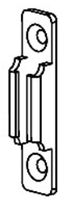
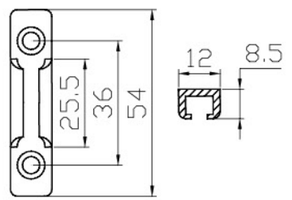

3.02.020046
T 型 3 号锁块
T-Shape #3 lock block

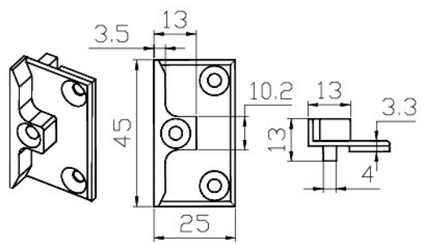

3.03.020148
勾型锁点加高 5.4mm 锁块 (左)
3.03.020149
勾型锁点中高 5.4mm 锁块 (右)
Hooked lock point with lock block intended by 5.4mm(L/R)

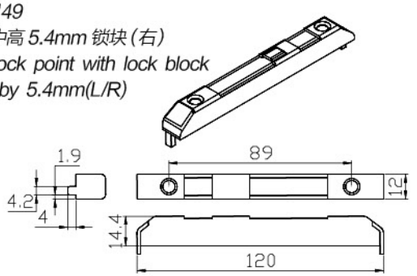

3.02.020146
勾型锁点不带角锁块
Hooked lock point without angle lock block

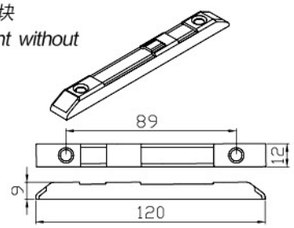

3.03.020147
勾型锁点带角锁块
Hooked lock point with angle lock block

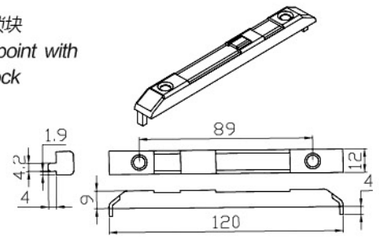

9.08.0131
翻转锁块(左)
Reverse lock block(left)
9.08.0132
翻转锁块(右)
Reverse lock block (right)

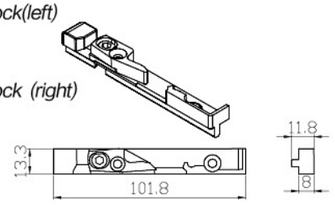

9.08.0139
2号翻转锁块(左)
#2 Reverse lock block(left)
9.08.0140
2号翻转锁块(右)
#2 Reverse lock block (right)

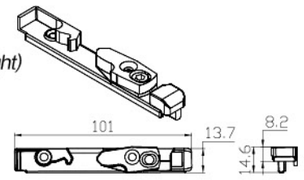

3.02.020071
3号平开上悬翻转锁块
#3 Casement top-suspension reversal lock block

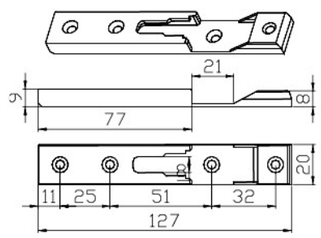

9.02.0173
6号平开上悬左右通用翻转锁块
#6 Casement top-suspension reversal lock block

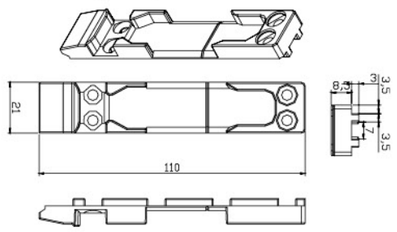

3.02.020073
4号平开上悬翻转锁块(左)
3.02.020096
4号平开上悬翻转锁块(右)
#4 Casement top-suspension reversal lock block(L/R)

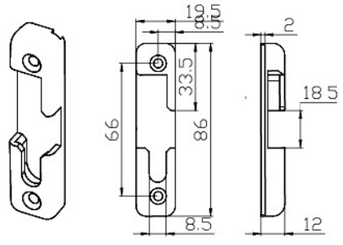

3.02.020074
4号平开上悬安全锁块(左)
3.02.020097
4号平开上悬安全锁块(右)
#4 Casement top-suspension safety lock block(L/R)

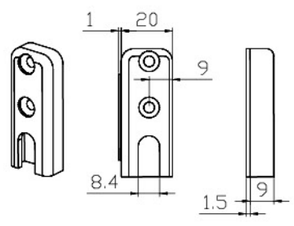

3.02.020131
3号窗锁块
3# window lock block

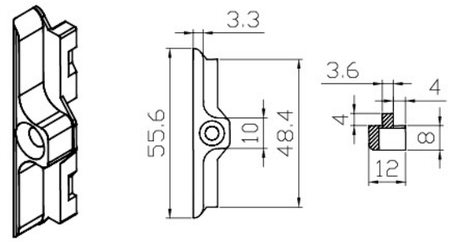

3.02.100043
6号平开上悬锁块
6# casement top-suspension lock block

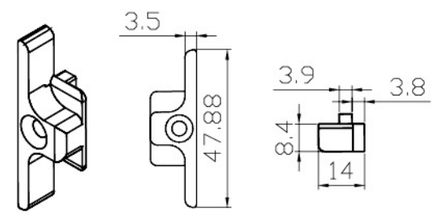

3.02.100079
6-2号锁块
6-2# lock block

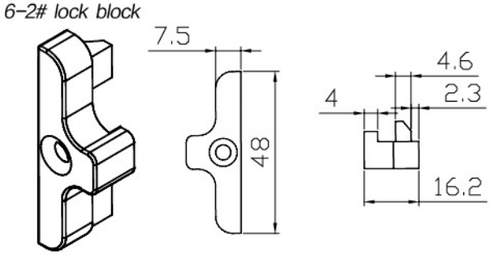

3.02.100080
6-3号锁块
6-3# lock block

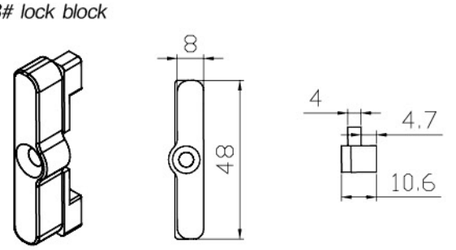

3.02.100081
6-4号锁块
6-4# lock block

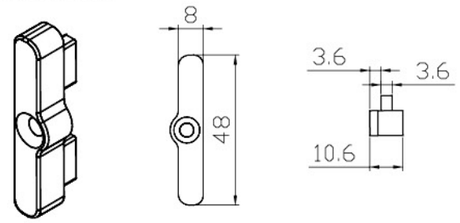

3.02.100082
6-5号锁块
6-5# lock block

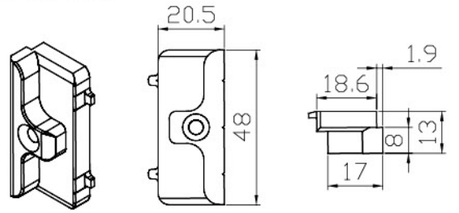

3.02.100049
6号翻转锁块(左)
6# reversal lock block L
3.02.100050
6号翻转锁块(右)
6# reversal lock block R

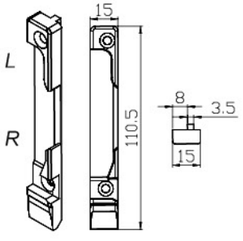

3.02.100067
6-2号翻转锁块(左)
6-2# reversal lock block L
3.02.100068
6-2号翻转锁块(右)
6-2# reversal lock block R

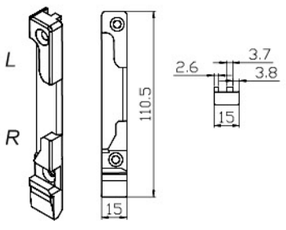

3.02.100071
6-4 号翻转锁块（左） 6-4# reversal lock block L
3.02.100072
6-4 号翻转锁块（右） 6-4# reversal lock block R

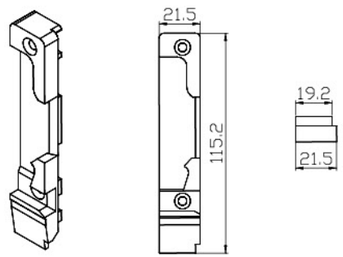

3.02.100055
6 号平开上悬防误操作块
6# casement top-suspension mal-operation proof block

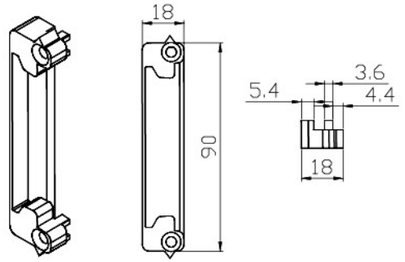

3.02.100073
6-2 号防误操作块 6-2# mal-operation proof block

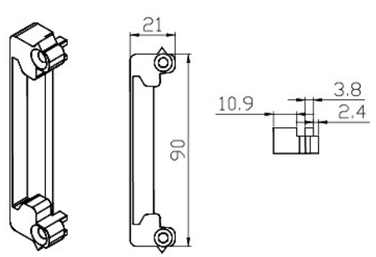

3.02.100074
6-3 号防误操作块 6-3# mal-operation proof block

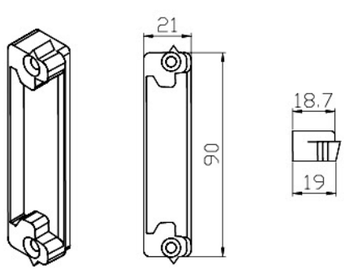

3.02.100075
6-4 号防误操作块 6-4# mal-operation proof block

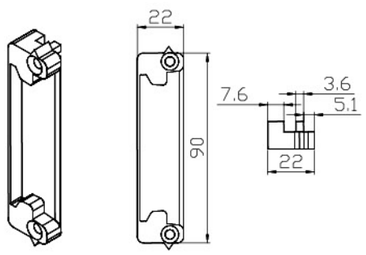

3.02.100076
6-5 号防误操作块 6-5# mal-operation proof block

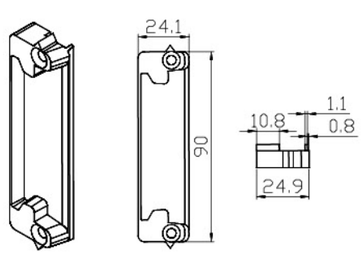

门锁系列
Door lock series

技术信息：
符合 QB/T 2474-2000 标准；



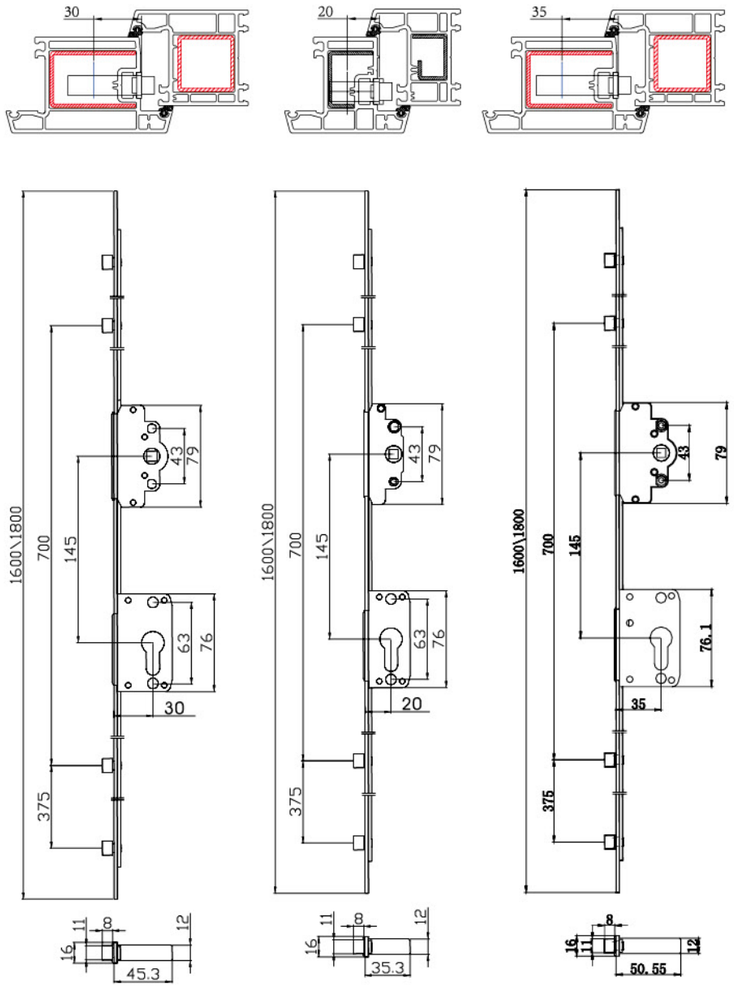

9.03.0108A
1800mm 连体简易门锁 A
9.03.0108B
1600mm 连体简易门锁 A
Combined simple door lock A

9.03.0109A
1800mm 连体简易门锁 B
9.03.0109B
1600mm 连体简易门锁 B
Combined simple door lock B

9.03.0130A
1800mm 连体简易门锁 C
9.03.0130B
1600mm 连体简易门锁 C
Combined simple door lock C



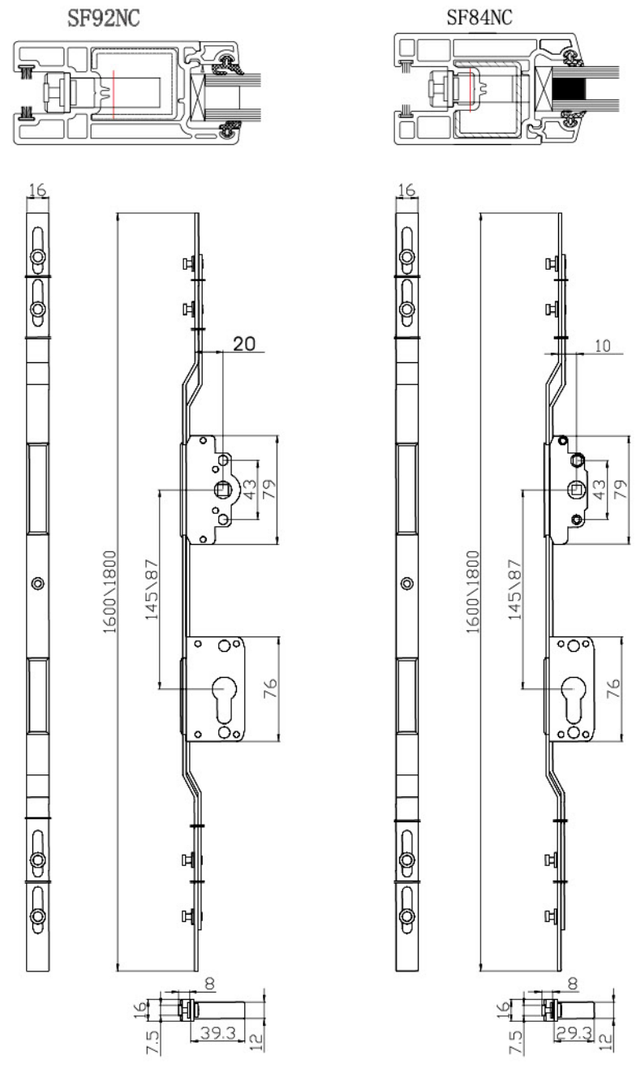

9.03.0018A
1600mm 推拉简易门锁 A(锁芯距 145mm)
9.03.0018B
1800mm 推拉简易门锁 A(锁芯距 145mm)
9.03.0111A
1600mm 推拉简易门锁 A(锁芯距 87mm)
9.03.0111B
1800mm 推拉简易门锁 A(锁芯距 87mm)
Sliding simple door lock A

9.03.0112A
1600mm 推拉简易门锁 B(锁芯距 145mm)
9.03.0112B
1800mm 推拉简易门锁 B(锁芯距 145mm)
9.03.0113A
1600mm 推拉简易门锁 B(锁芯距 87mm)
9.03.0113B
1800mm 推拉简易门锁 B(锁芯距 87mm)
Sliding simple door lock B



SF92NC

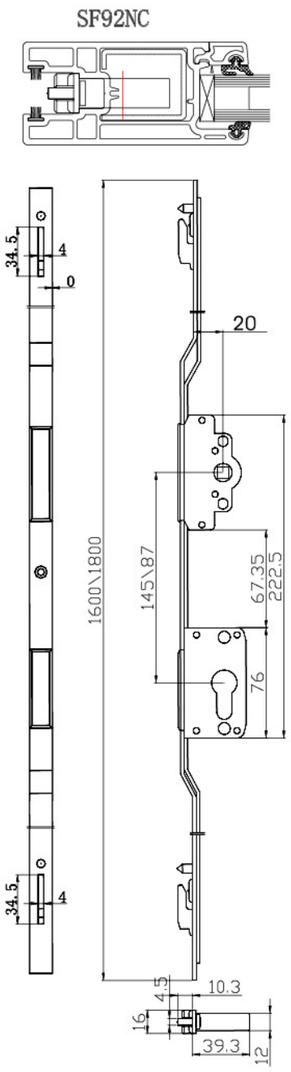

9.03.0114A 1600mm 勾式推拉简易门锁
A(锁芯距 145mm)
9.03.0114B 1800mm 勾式推拉简易门锁
A(锁芯距 145mm)
9.03.0115A 1600mm 勾式推拉简易门锁
A(锁芯距 87mm)
9.03.0115B 1800mm 勾式推拉简易门锁
A(锁芯距 87mm)
Casement simple door lock A

SF84NC

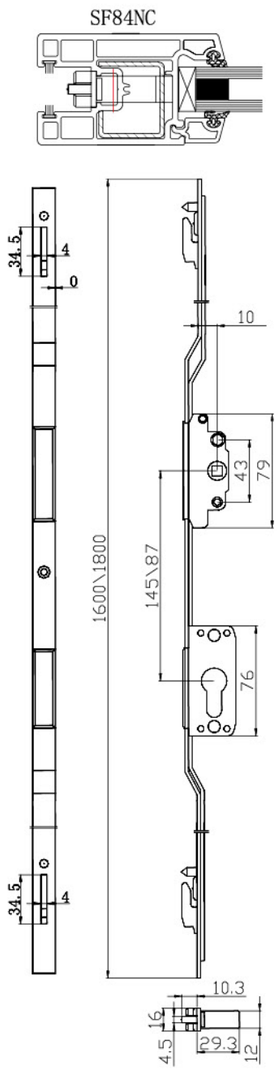

9.03.0116A 1600mm 勾式推拉简易门锁
B(锁芯距 145mm)
9.03.0116B 1800mm 勾式推拉简易门锁
B(锁芯距 145mm)
9.03.0117A 1600mm 勾式推拉简易门锁
B(锁芯距 87mm)
9.03.0117B 1800mm 勾式推拉简易门锁
B(锁芯距 87mm)
Casement simple door lock B



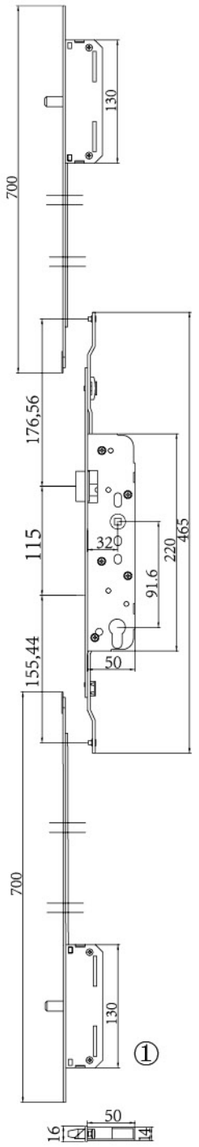

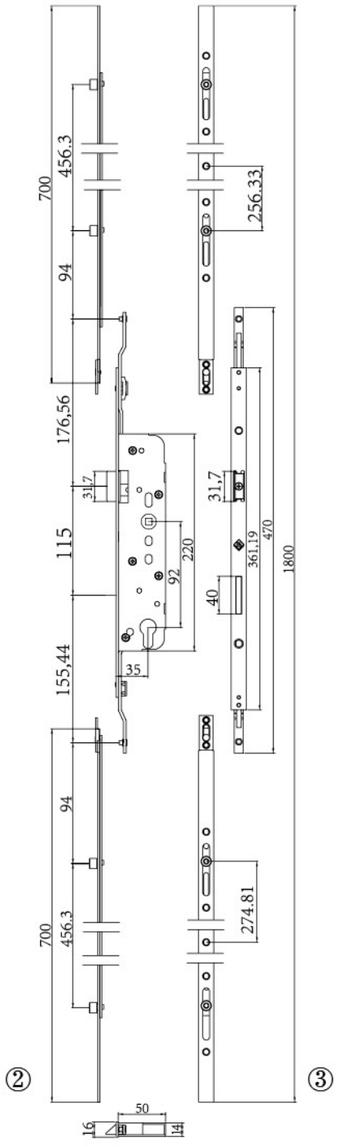

9.03.0004 分体式安全门锁 ① + ②
Segment security door lock

9.03.0003 连动式执手门锁 ① + ③
Joint-motion handle door lock



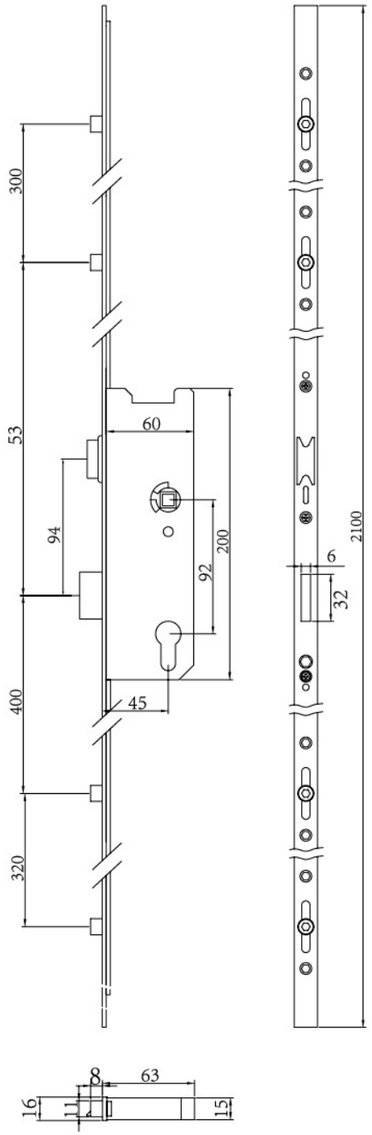

9.03.0024 5 号安全门锁
#5 security door lock

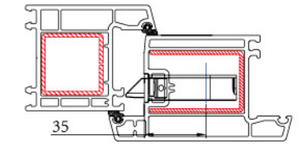



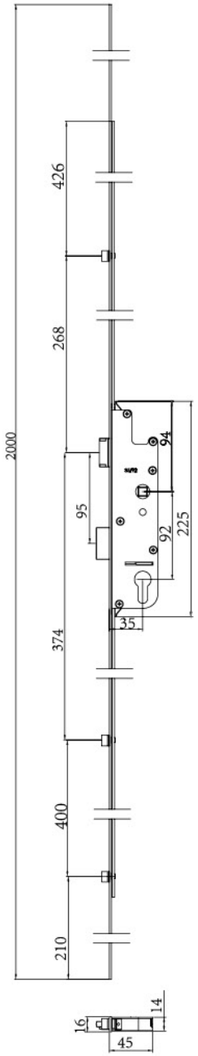

9.03.0140
35/92-2 号门锁
35/92-2# Door lock

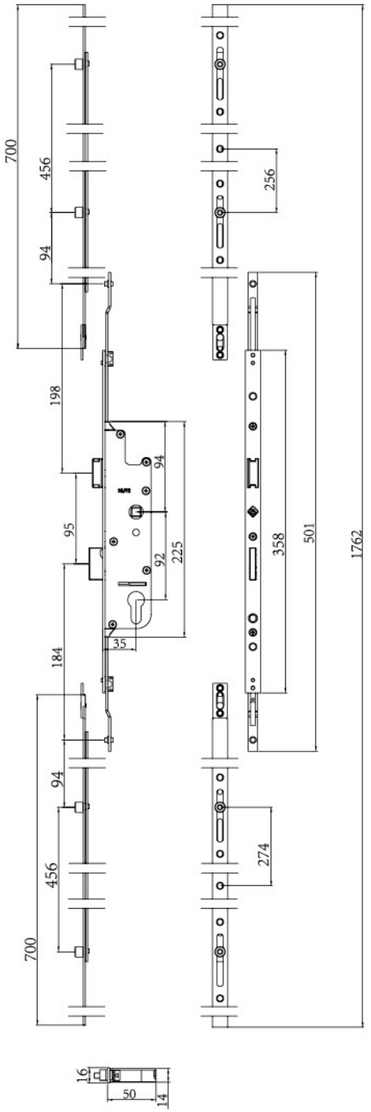

9.03.0146
35/92-2 号分体式门锁
35/92-2# Segment door lock

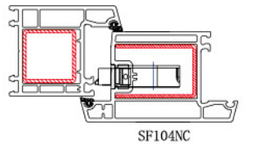
SF104NC



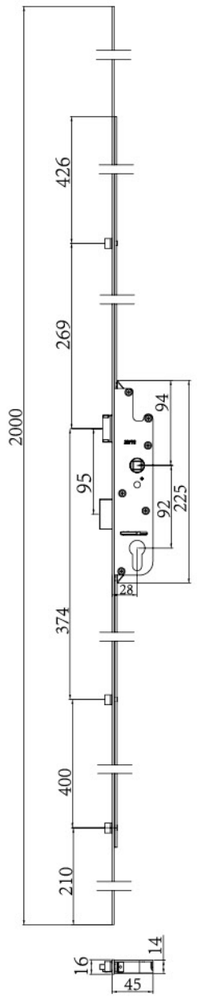

9.03.0135
28/92-2 号门锁
28/92-2# Door lock

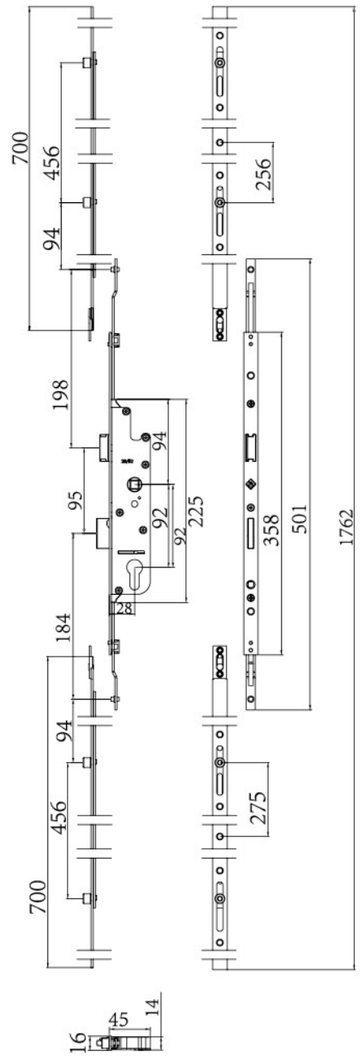

9.03.0145
28/92-2 号分体式门锁
28/92-2# Segment door lock

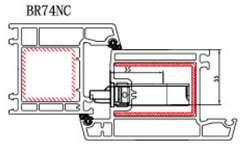
BR74NC
SF104NC



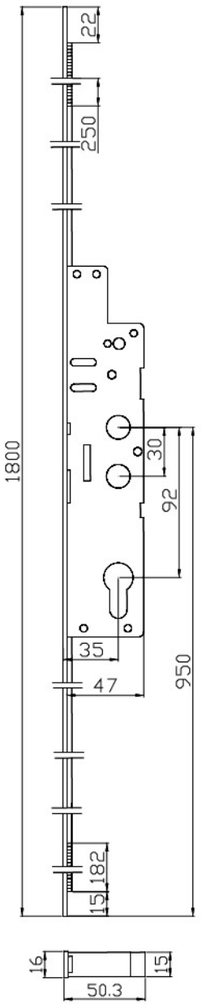

9.03.0036
7-1 号门锁
#7-1 door lock

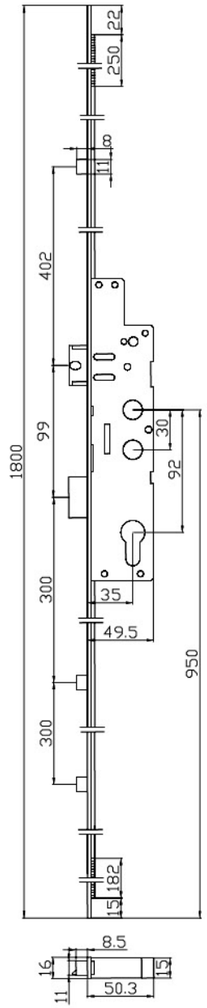

9.03.0037
7-2 号门锁
#7-2 door lock

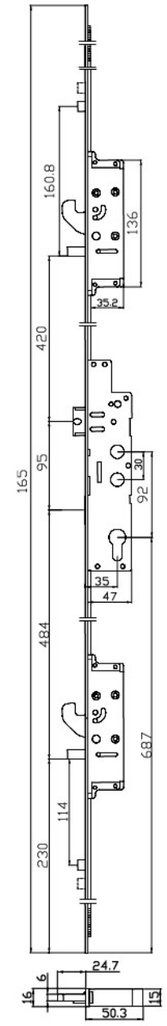

9.03.0038
7-3 号门锁
#7-3 door lock

门锁 door lock



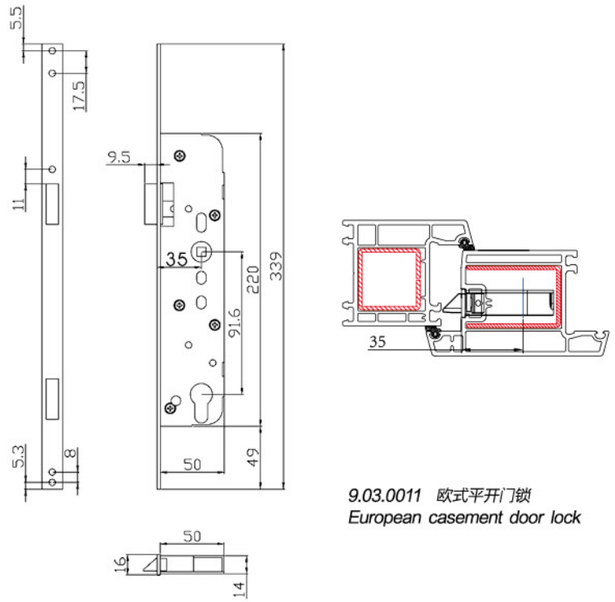

9.03.0011 欧式平开门锁
European casement door lock



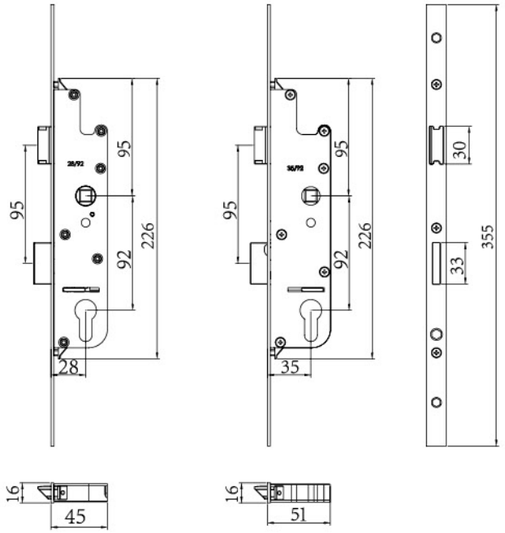

9.03.0136
28/92-2 号塑简易门锁
28/92-2# simple door lock

9.03.0141
35/92-2 号塑简易门锁
35/92-2# simple door lock

推拉门锁、锁芯 Slide door lock/lock core



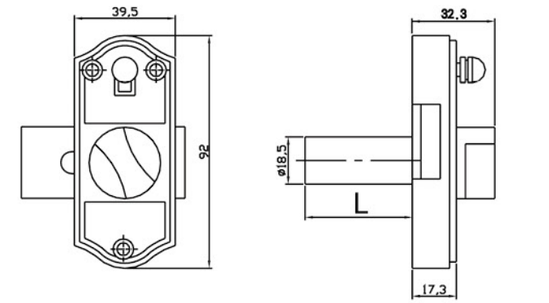

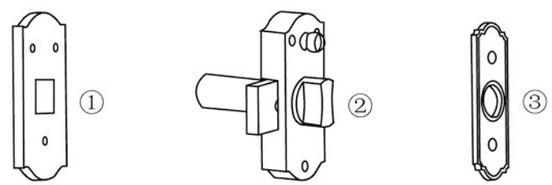

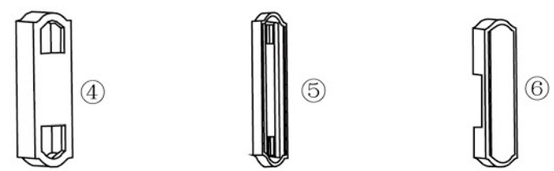

"L = 0/42/52/57.5"

2-leaf slide door lock 两扇推拉门锁	①	主锁垫	main lock mat	4-leaf slide door lock 四扇推拉门锁	①	主锁垫	main lock mat
	②	主锁体	main door lock		②	主锁体	main door lock
	③	反拉扣板	reverse clip		③	反拉扣板	reverse clip
	④	二扇塑扣垫	2-leaf plastic clip pad		④	四扇扣垫	4-leaf clip pad
	⑥	锁扣	lock catch		⑥	锁扣	lock catch

锁芯系列 Lock core series

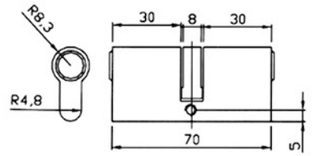

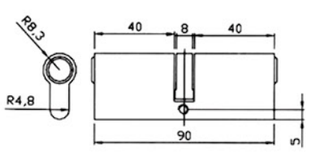

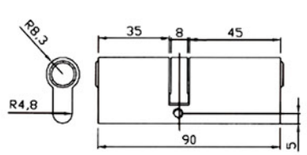

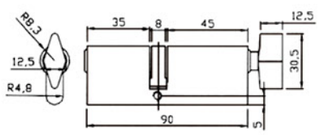

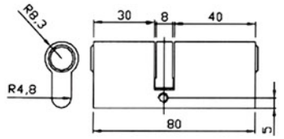

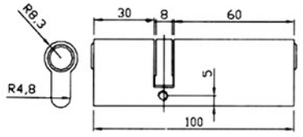

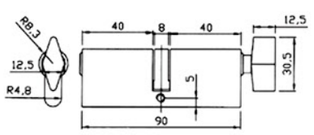

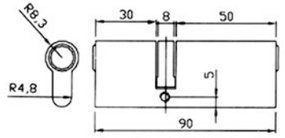

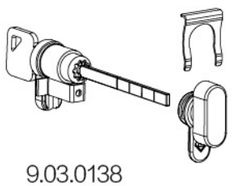

9.03.0138
半截锁芯
Half cylinder



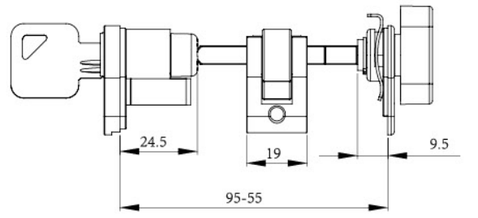



9.03.0139
假锁芯
Cylinder with button



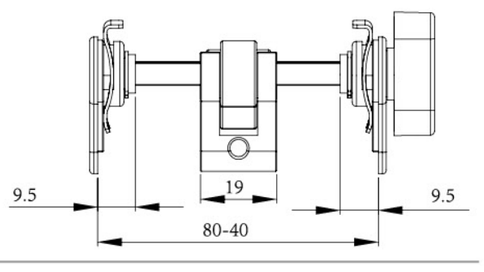

特点:
1. 型材的通配性强，根据型材厚度截断偏铁即可适用不同厚度的型材。
2. 不同偏芯距的型材基本都能通配，只要钥匙边的偏芯不小于 24.5mm。
3. 半截锁芯材用铜制芯子，使用性能等技术指标达到相关国家标准。
4. 提前从我们公司定购的话，可以在门锁内装上金属锁芯舌，使用效果更佳。

常用配件

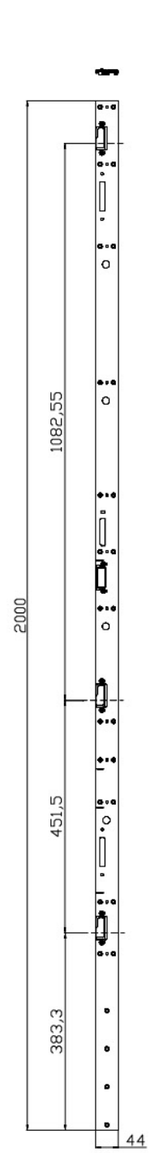

9.08.0155L/R
2 号连体式锁板
#2 integral lock panel

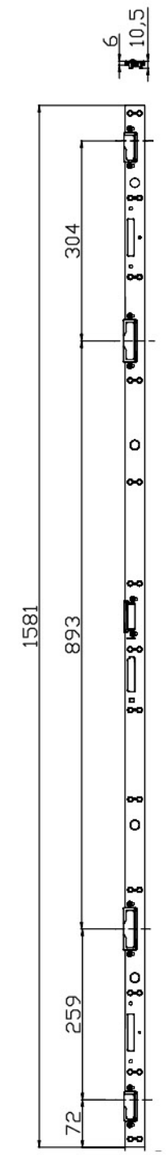

9.03.0051L/R
4 号连体式锁板
#4 integral lock panel

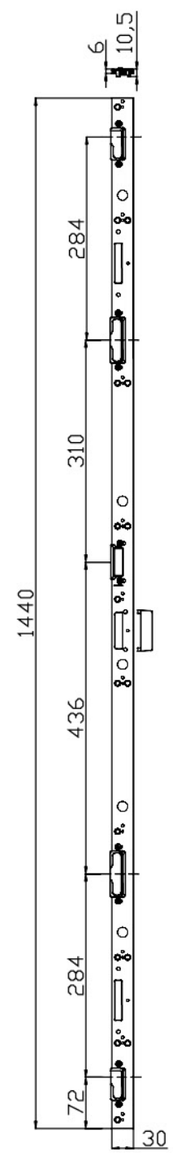

9.03.0049L/R
5 号连体式锁板
#5 integral lock panel

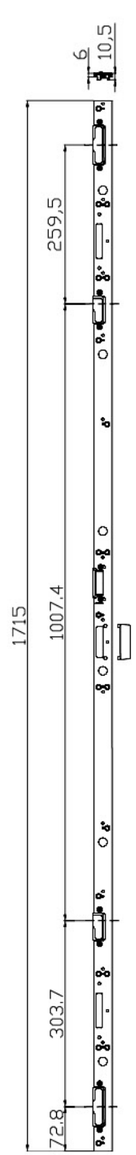

9.03.0050L/R
6 号连体式锁板
#6 integral lock panel

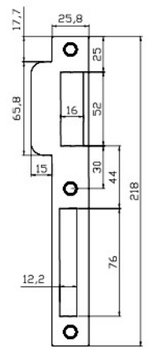

9.08.0141
连体式锁板
Integral lock panel

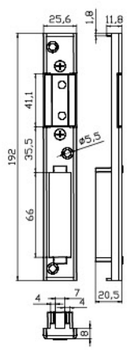

9.03.0120
13 号锁板
#13 lock panel

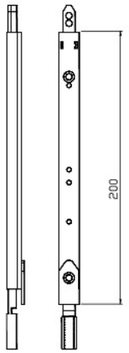

9.08.0146
传动插肖上
Upper transmission bolt

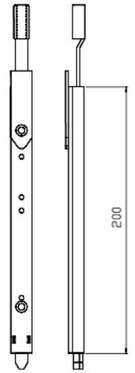

9.08.0147
传动插肖下
lower transmission bolt

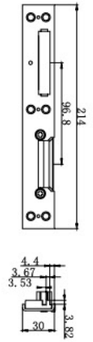

9.08.0159
6 号锁板
#6 lock panel

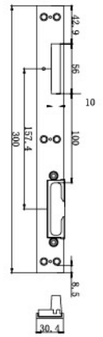

9.08.0160
6-2 号锁板
#6-2 lock panel

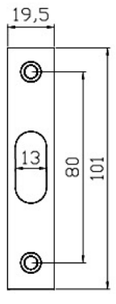

9.08.0142
专用小锁板
Special small lock panel

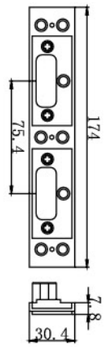

9.08.0161
6-1 号双锁板
#6-1 dual lock panel

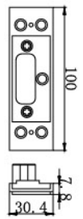

9.08.0162
6-1 号单锁板
#6-1 single lock panel

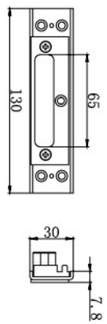

9.08.0233
6-1.2 号双锁板
#6-1.2 dual lock panel

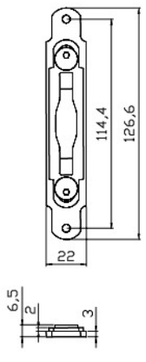

9.08.0163
7 号锁板
#7 lock panel

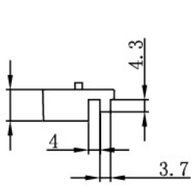

6 号锁板 1 号垫块
1# plastic block for 6# lock panel

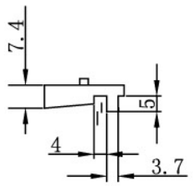

6 号锁板 2 号垫块
2# plastic block for 6# lock panel

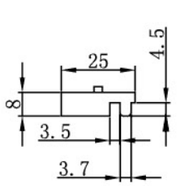

6 号锁板 3 号垫块
3# plastic block for 6# lock panel

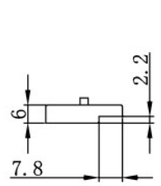

6 号锁板 4 号垫块
4# plastic block for 6# lock panel

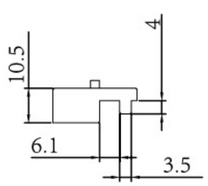

6 号锁板 5 号垫块
5# plastic block for 6# lock panel

6 号锁板、6-1 号单锁板、6-1 号双锁板、6-1.2 号锁板、6-2 号锁板根据型材不同可选择上列不同的锁板垫块。
These plastic blocks can be used in different profiles

铰链系列
Hinge Series

技术信息：
符合 JG/T 125-2007 标准；
符合 GB/T 9286-1998 标准；
保养说明：
所有铰链每年应用少量润滑油润滑两次，塑轴套如发现摩损严重的应及时更换，表面应用质地柔软的湿布擦去灰尘和油腻，以免划伤表面。



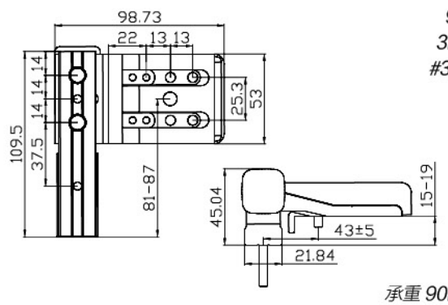

9.06.0076
3D8 号铰链
#3D8 hinge

承重 90Kg / 3只



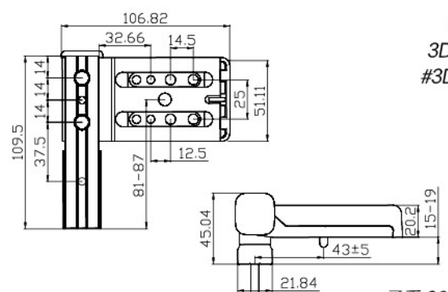

9.06.0116
3D12 号铰链
#3D12 hinge

承重 90Kg / 3只



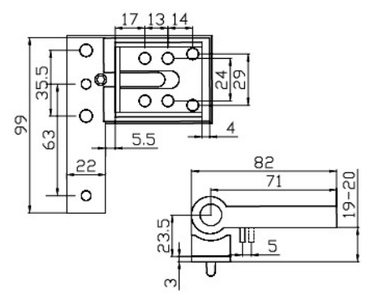

9.06.0001
新门铰链
Latest door hinge

承重 60Kg / 3只



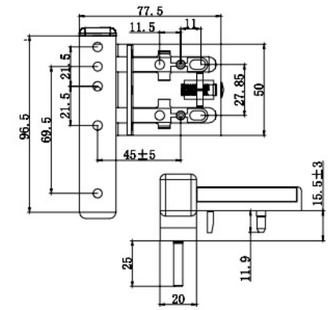

9.06.0142
3D17 号铰链
#3D17 door hinge

承重 60Kg / 3只



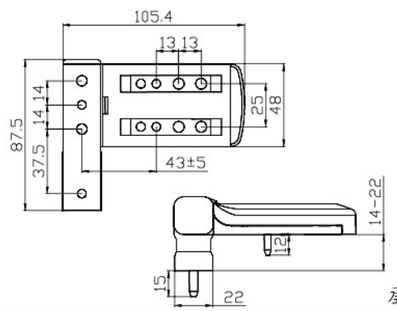

9.06.0122
3D15 号铰链
#3D15 hinge

承重 60Kg / 3只



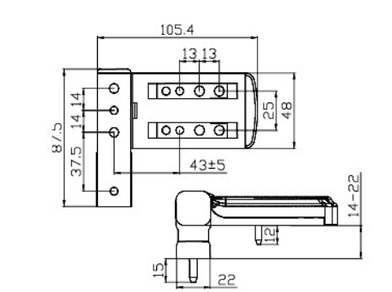

9.06.0126
3D15-2 号铰链
#3D15-2 hinge

承重 60Kg / 3只



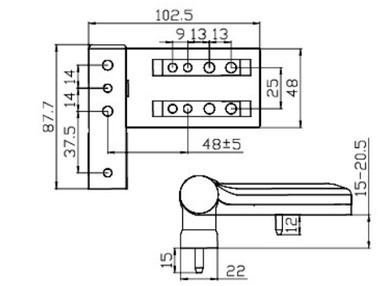

9.06.0127
3D16 号铰链
#3D16 hinge

承重 60Kg / 3只



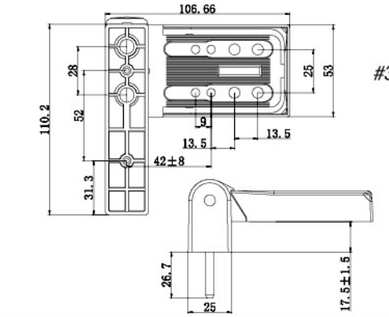

9.06.0143
3D18 号铰链
#3D18 door hinge

承重 90Kg / 3只



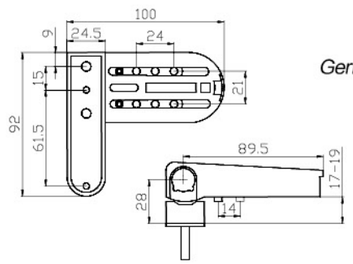

9.06.0002
德式三维门铰链
German 3-dimension door hinge

承重 60Kg / 3只



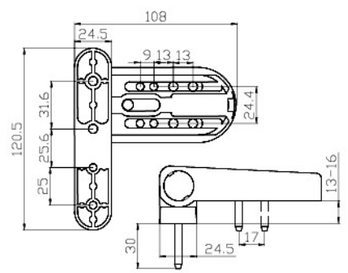

9.06.0117
3D11 号铰链
#3D11 hinge

承重 90Kg / 3只



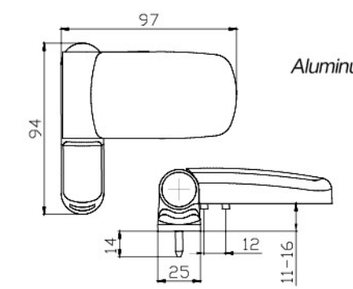

9.06.0044
铝 4 号门铰链
Aluminum #4 door hinge

承重 60Kg / 3只



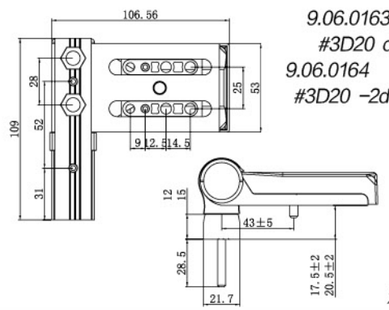

9.06.0163 3D20 号铰链
#3D20 door hinge(17.5)
9.06.0164 3D20-2 号铰链
#3D20 -2door hinge(20.5)

承重 90Kg / 3只



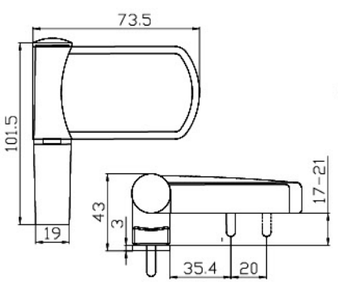

9.06.0060
英式 1 号铰链
English #1 hinge

承重 90Kg / 3只



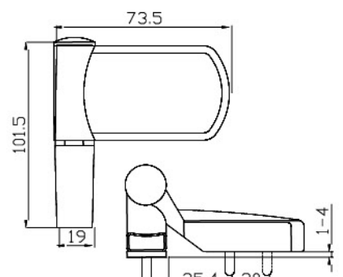

9.06.0061
英式 2 号铰链
English #2 hinge

承重 90Kg / 3只



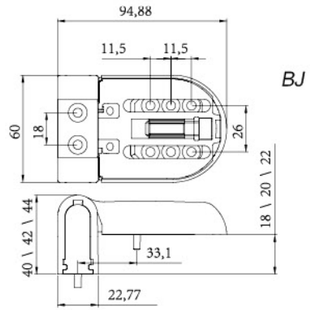

9.06.0168
BJ 英式 2#3D 铰链
BJ English 2#3D hinge

承重 60Kg / 3只



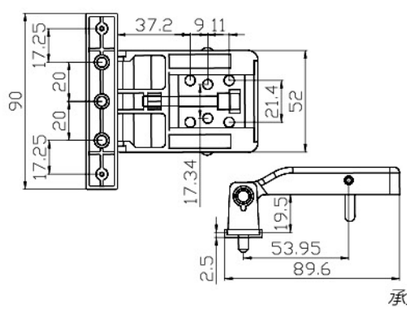

9.06.0115
3D13 号铰链
#3D13 hinge

承重 60Kg / 3只



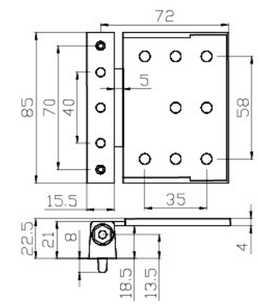

9.06.0004
标准门铰链 8 孔
Standard 8-hole door hinge

承重 45Kg / 3只



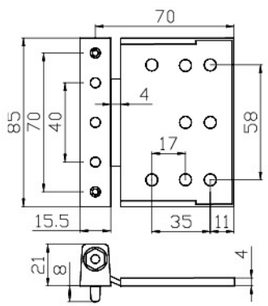

9.06.0005
华塑门铰链
Huasu door hinge

承重 45Kg / 3只



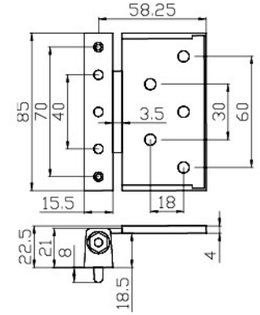

9.06.0006
标准门铰链 5 孔
Standard 5-hole door hinge

承重 45Kg / 3只



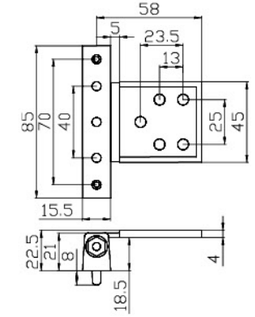

9.06.0007
多功能外开窗铰链
Multifunctional outward window hinge

承重 40Kg / 3只



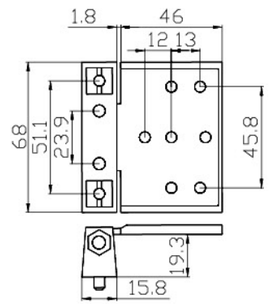

9.06.0008
多功能外开小窗铰链
Multifunctional outward smaller window hinge

承重 40Kg / 3只



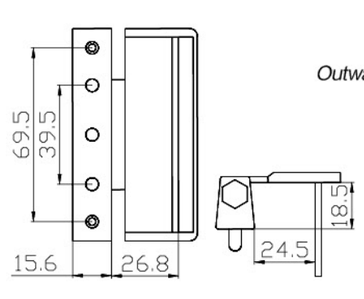

9.06.0009
外开窗铰链
Outward window hinge

承重 45Kg / 3只



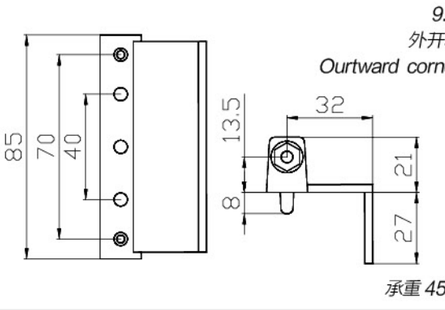

9.06.0010
外开转角铰链
Ourtward corner hinge

承重 45Kg / 3只



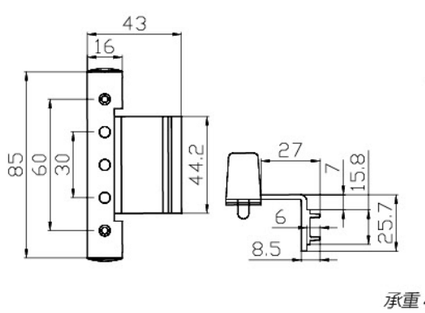

9.06.0062
14 号铰链
#14 hinge

承重 40Kg / 3只



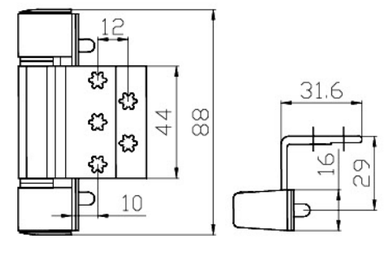

9.06.0114
14-2 号铰链
#14-2 hinge

承重 40Kg / 3只



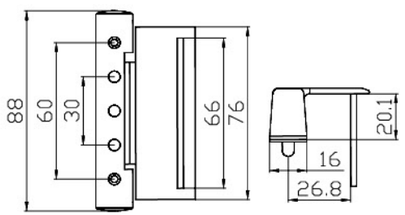

9.06.0124
14-3 号铰链
#14-3 hinge

承重 40Kg / 3只



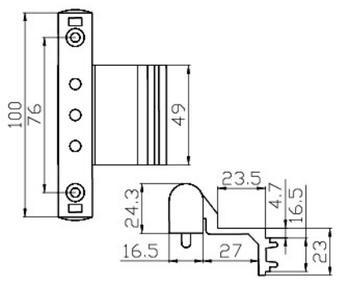

9.06.0050
2D2 号铰链
#2D2 hinge

承重 40Kg / 3只



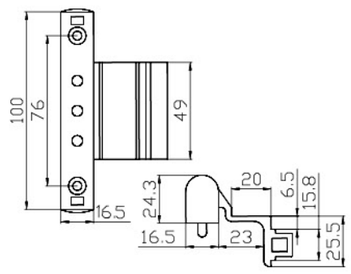

9.06.0059
2D3 号铰链
#2D3 hinge

承重 40Kg / 3只

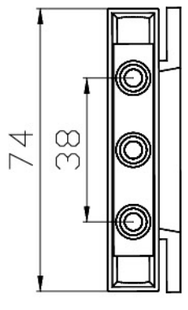

9.06.0081
内开 3 号铰链
Inward #3 hinge

承重 30Kg / 3只

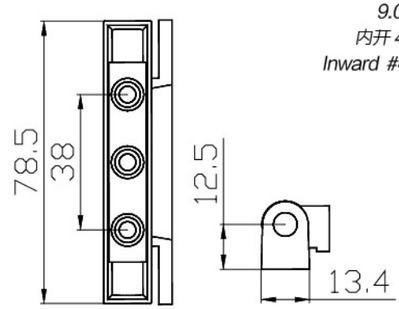

9.06.0082
内开 4 号铰链
Inward #4 hinge

承重 35Kg / 3只



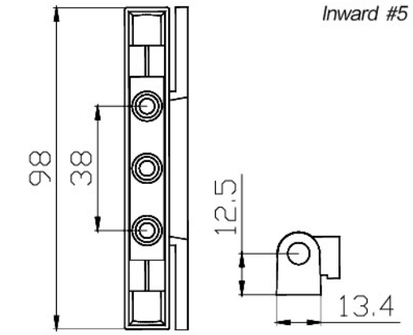

9.06.0083
内开 5 号铰链
Inward #5 hinge

承重 40Kg / 3只



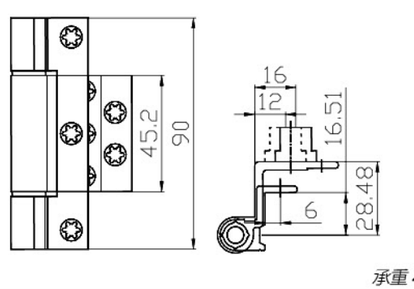

9.06.0064
12 号铰链
#12 hinge

承重 40Kg / 3只



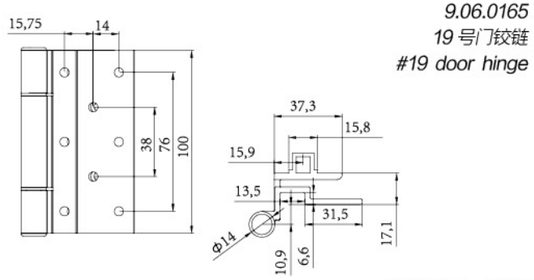

9.06.0165
19 号门铰链
#19 door hinge

承重 50Kg ／ 3 只



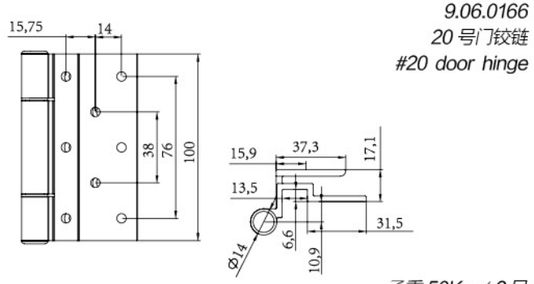

9.06.0166
20 号门铰链
#20 door hinge

承重 50Kg ／ 3 只



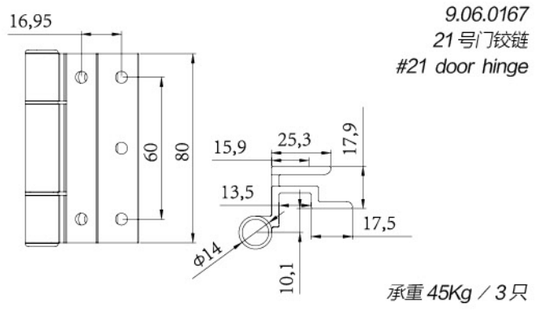

9.06.0167
21 号门铰链
#21 door hinge

承重 45Kg ／ 3 只



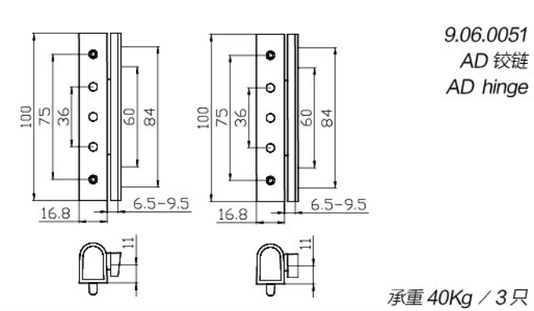

9.06.0051
AD 铰链
AD hinge

承重 40Kg ／ 3 只



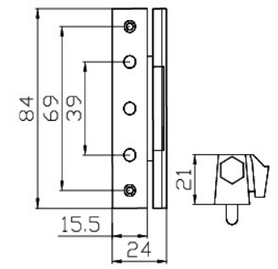

9.06.0011
内开窗铰链
Inward window hinge

承重 35Kg ／ 3 只



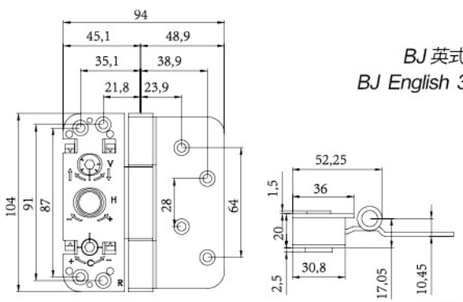

9.06.0169
BJ 英式 3#3D 铰链
BJ English 3#3D hinge

承重 40Kg ／ 3 只



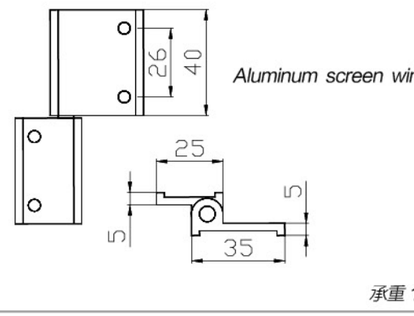

9.06.0043
铝纱窗铰链
Aluminum screen window hinge

承重 10Kg ／ 3 只



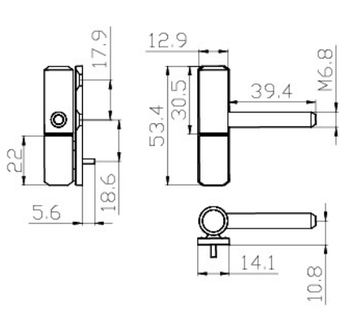

9.06.0125
螺丝铰链
Screw hinge

承重 40Kg ／ 3 只



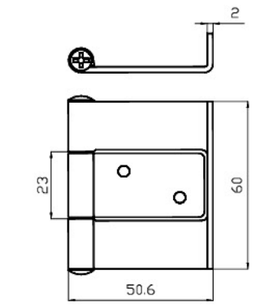

9.06.0085
纱窗铰链
Window Screen hinge



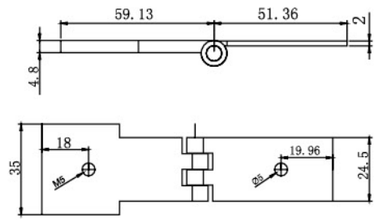

9.06.0153
22 号铰链
22# hinge



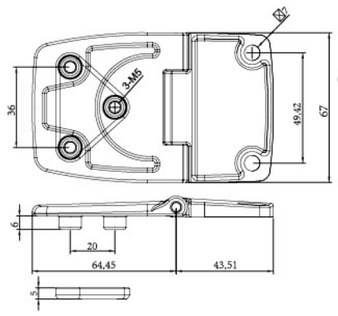

9.06.0173
房车 2 号铰链
Caravan #2 hinge



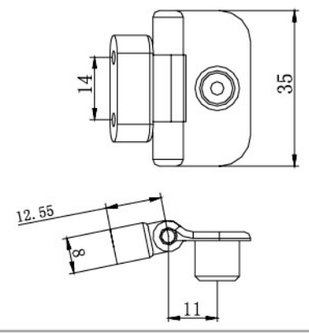

9.06.0154
26 号铰链
26# hinge

8号角部铰链 8# corner hinge *承重 70Kg /套*

8 号上铰链 (9.06.0155)
8# upper corner hinge



Db 角部铰链 DB corner hinge *承重 70Kg /套*

上铰链 (9.06.0056)
DB upper corner hinge



8 号中铰链 (9.06.0156)
8# middle corner hinge



中铰链 (9.06.0057)
DB middle corner hinge



8 号下铰链左 (9.06.0157)
8# lower corner hinge L
8 号下铰链右 (9.06.0158)
8# lower corner hinge R



下铰链 (9.06.0058)
DB lower corner hinge



5 号角部铰链 5# corner hinge *承重 70Kg /套*

上铰链 (9.06.0129L/9.06.0129R)
5# upper corner hinge



6 号角部铰链 6# corner hinge *承重 70Kg /套*

6 号上角铰链 9 系 (9.06.0136)
6# upper corner hinge 9
6 号上角铰链 13 系 (9.06.0137)
6# upper corner hinge 13



中铰链 (9.06.0057)
5# middle corner hinge



6 号中角铰链 9 系 (9.06.0138)
6# middle corner hinge 9
6 号中角铰链 13 系 (9.06.0139)
6# middle corner hinge 13



下铰链 (9.06.0130L/9.06.0130R)
5# lower corner hinge



6 号下角铰链 9 系 (9.06.0140)
6# lower corner hinge 9
6 号下角铰链 13 系 (9.06.0141)
6# lower corner hinge 13



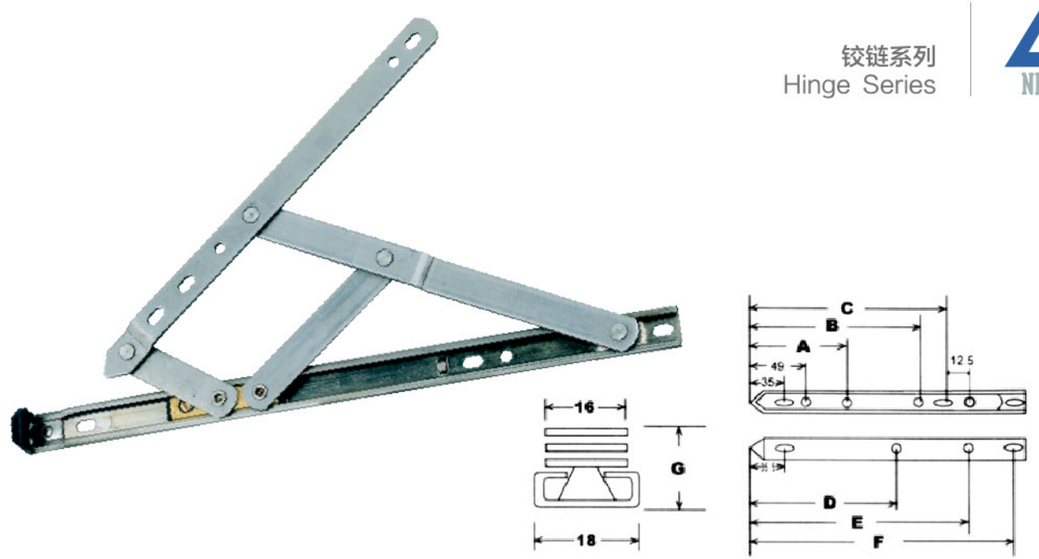

序号 No	型号 Type	安装尺寸 (INSTALLATION SIZE) 单位: mm						
		A	B	C	D	E	F	G
01	M08A	39	-	167	152	-	200	13.2
02	M08B4	39	-	167	152	-	200	13.2
03	M10A4	69	-	200.5	213.5	-	254	15.5
04	M12A4	69	-	225.5	252.5	-	304.5	16
05	M12B4	69	-	225.5	252.5	-	304.5	16
06	M14A4	100	-	256	302	-	357	16
07	M14A5	100	-	256	302	-	357	16
08	M14B4	100	-	256	302	-	357	16
09	M16A5	100	-	277	339.5	-	406.5	16
10	M16A4	100	-	277	339.5	-	406.5	16
11	M16B4	100	-	277	339.5		406.5	16

产品技术参数 (PRCDUCT TECHN CAL PARAMETER)							
序号 No	型号 Type	连杆数 linking rod quantity	窗类型 window type	窗最重 window nax weight	窗最高 window nax height	窗最宽 window nax width	开启角度 opening angle
01	M08A	4	下悬窗	15 kg	500 mm	1100 mm	87±2
02	M08B4	4	下悬窗	13 kg	650 mm	1200 mm	87±2
03	M10A4	4	下悬窗	16 kg	500 mm	1200 mm	87±2
04	M12A4	4	下悬窗	18 kg	650 mm	1200 mm	87±2
05	M12B4	4	下悬窗	16 kg	650 mm	1200 mm	87±2
06	M14A4	4	下悬窗	20 kg	750 mm	1200 mm	87±2
07	M14A5	5	下悬窗	22 kg	750 mm	1200 mm	60±2
08	M14B4	4	下悬窗	18 kg	750 mm	1200 mm	87±3
09	M16A5	5	下悬窗	24 kg	850 mm	1200 mm	60±2
10	M16A4	4	下悬窗	22 kg	850 mm	1200 mm	87±2
11	M16B4	4	下悬窗	20 kg	850 mm	1200 mm	87±2
04	M12A4	4	平开窗	16 kg	1200 mm	600 mm	87±2
05	M12B4	4	平开窗	14 kg	1200 mm	600 mm	87±2
06	M14A4	4	平开窗	18 kg	1200 mm	600 mm	87±2
07	M14A5	5	平开窗	20 kg	1200 mm	600 mm	60±2
08	M14B4	4	平开窗	16 kg	1200 mm	600 mm	87±3
09	M16A5	5	平开窗	22 kg	1200 mm	600 mm	60±2
10	M16A4	4	平开窗	20 kg	1200 mm	600 mm	87±2
11	M16B4	4	平开窗	28 kg	1500 mm	600 mm	



序号 No	型号 Type	安装尺寸(INSTALLATION SIZE)					单位: mm	
		A	B	C	D	E	F	G
01	LM08A	39	-	167	152	-	200	13.2
02	LM08B4	39	-	167	152	-	200	13.2
03	LM10A4	69	-	200.5	213.5	-	254	15.5
04	LM12A4	69	-	225.5	252.5	-	304.5	16
05	LM12B4	69	-	225.5	252.5	-	304.5	16
06	LM14A4	100	-	256	302	-	357	16
07	LM14A5	100	-	256	302	-	357	16
08	LM14B4	100	-	256	302	-	357	16
09	LM16A5	100	-	277	339.5	-	406.5	16
10	LM16A4	100	-	277	339.5	-	406.5	16
11	LM16B4	100	-	277	339.5		406.5	16

产品技术参数 (PRCDUCT TECHN CAL PARAMETER)							
序号 No	型号 Type	连杆数 linking rod quantity	窗类型 window type	窗最重 window nax weight	窗最高 window nax height	窗最宽 window nax width	开启角度 opening angle
01	LM08A	4	下悬窗	15 kg	500 mm	1100 mm	87±2
02	LM08B4	4	下悬窗	13 kg	650 mm	1200 mm	87±2
03	LM10A4	4	下悬窗	16 kg	500 mm	1200 mm	87±2
04	LM12A4	4	下悬窗	18 kg	650 mm	1200 mm	87±2
05	LM12B4	4	下悬窗	16 kg	650 mm	1200 mm	87±2
06	LM14A4	4	下悬窗	20 kg	750 mm	1200 mm	87±2
07	LM14A5	5	下悬窗	22 kg	750 mm	1200 mm	60±2
08	LM14B4	4	下悬窗	18 kg	750 mm	1200 mm	87±3
09	LM16A5	5	下悬窗	24 kg	850 mm	1200 mm	60±2
10	LM16A4	4	下悬窗	22 kg	850 mm	1200 mm	87±2
11	LM16B4	4	下悬窗	20 kg	850 mm	1200 mm	87±2
04	LM12A4	4	平开窗	16 kg	1200 mm	600 mm	87±2
05	LM12B4	4	平开窗	14 kg	1200 mm	600 mm	87±2
06	LM14A4	4	平开窗	18 kg	1200 mm	600 mm	87±2
07	LM14A5	5	平开窗	20 kg	1200 mm	600 mm	60±2
08	LM14B4	4	平开窗	16 kg	1200 mm	600 mm	87±3
09	LM16A5	5	平开窗	22 kg	1200 mm	600 mm	60±2
10	LM16A4	4	平开窗	20 kg	1200 mm	600 mm	87±2
11	LM16B4	4	平开窗	28 kg	1500 mm	600 mm	



序号 No	型号 Type	安装尺寸(INSTALLATION SIZE)					单位: mm	
		A	B	C	D	E	F	G
01	RM08A	39	-	167	152	-	200	13.2
02	RM08B4	39	-	167	152	-	200	13.2
03	RM10A4	69	-	200.5	213.5	-	254	15.5
04	RM12A4	69	-	225.5	252.5	-	304.5	16
05	RM12B4	69	-	225.5	252.5	-	304.5	16
06	RM14A4	100	-	256	302	-	357	16
07	RM14A5	100	-	256	302	-	357	16
08	RM14B4	100	-	256	302	-	357	16
09	RM16A5	100	-	277	339.5	-	406.5	16
10	RM16A4	100	-	277	339.5	-	406.5	16
11	RM16B4	100	-	277	339.5		406.5	16

产品技术参数 (PRCDUCT TECHN CAL PARAMETER)							
序号 No	型号 Type	连杆数 linking rod quantity	窗类型 window type	窗最重 window nax weight	窗最高 window nax height	窗最宽 window nax width	开启角度 opening angle
01	RM08A	4	下悬窗	15 kg	500 mm	1100 mm	87±2
02	RM08B4	4	下悬窗	13 kg	650 mm	1200 mm	87±2
03	RM10A4	4	下悬窗	16 kg	500 mm	1200 mm	87±2
04	RM12A4	4	下悬窗	18 kg	650 mm	1200 mm	87±2
05	RM12B4	4	下悬窗	16 kg	650 mm	1200 mm	87±2
06	RM14A4	4	下悬窗	20 kg	750 mm	1200 mm	87±2
07	RM14A5	5	下悬窗	22 kg	750 mm	1200 mm	60±2
08	RM14B4	4	下悬窗	18 kg	750 mm	1200 mm	87±3
09	RM16A5	5	下悬窗	24 kg	850 mm	1200 mm	60±2
10	RM16A4	4	下悬窗	22 kg	850 mm	1200 mm	87±2
11	RM16B4	4	下悬窗	20 kg	850 mm	1200 mm	87±2
04	RM12A4	4	平开窗	16 kg	1200 mm	600 mm	87±2
05	RM12B4	4	平开窗	14 kg	1200 mm	600 mm	87±2
06	RM14A4	4	平开窗	18 kg	1200 mm	600 mm	87±2
07	RM14A5	5	平开窗	20 kg	1200 mm	600 mm	60±2
08	RM14B4	4	平开窗	16 kg	1200 mm	600 mm	87±3
09	RM16A5	5	平开窗	22 kg	1200 mm	600 mm	60±2
10	RM16A4	4	平开窗	20 kg	1200 mm	600 mm	87±2
11	RM16B4	4	平开窗	28 kg	1500 mm	600 mm	



9.06.0170 13.5 英式摩擦铰链
13.5mm friction hinge

9.06.0171 16.5 英式摩擦铰链
16.5mm friction hinge

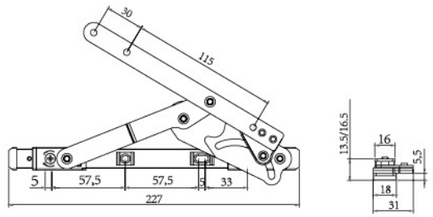



9.06.0041 三节风撑 Wind brace

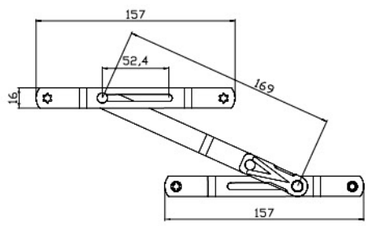



9.06.0133 2 号三节风撑 #2 wind brace

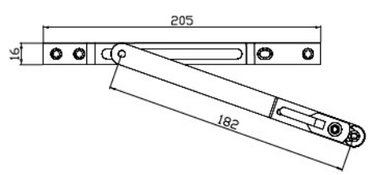



型号 Type	A 底槽长 bottom notch width	B 底槽安装距 bottom notch installation gap	C 摆杆长 sway rod length	D 摆杆安装孔距 hole gap for sway rod installation
DF08B	200.00	189.00	130.00	47.20
DF10B	250.00	239.00	185.00	47.20
DF12B	295.00	284.00	228.00	47.20
DF14B	344.00	333.00	285.00	47.20
DF10.5B	268.00	256.00	191.00	47.20



型号 Type	A 底槽长 bottom notch width	B 底槽安装距 bottom notch installation gap	C 摆杆长 sway rod length	D 摆杆安装孔距 hole gap for sway rod installation	E 码高 yard height
LDF8.5B	216.00	197.00	123.00	58.20	13.50
LDF10.5B	268.00	249.00	117.00	58.20	13.50
LDF12B	298.00	279.00	207.00	58.20	13.50
LDF14B	344.00	325.00	249.00	58.20	13.50
LDF16B	400.00	318.00	312.00	58.20	13.50

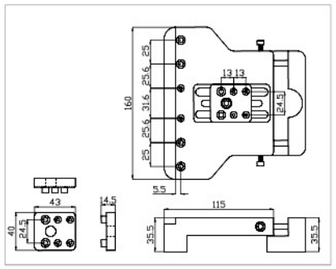

3D11 号铰链靠模
3D11# hinge jig

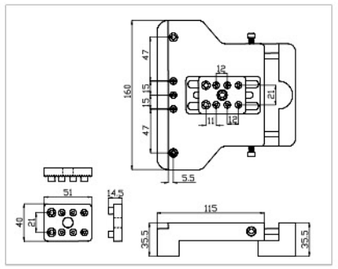

德式三维铰链靠模
German 3D hinge jig

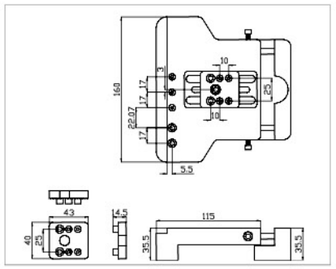

英式铰链靠模 (L)
English hinge jig

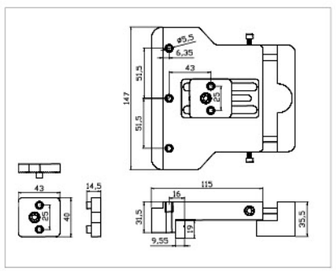

3D15 号铰链靠模
3D15# hinge jig

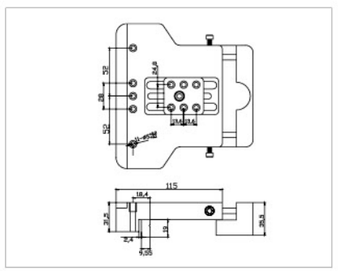

3D8 号铰链 2 号靠模
3D8# hinge jig 2#

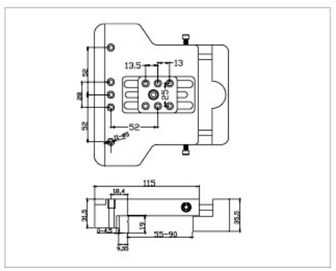

3D12 号铰链 2 号靠模
3D12# hinge jig 2#

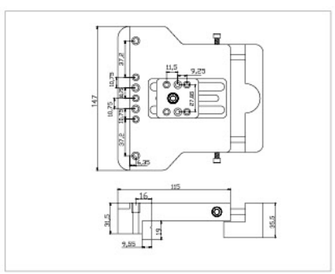

3D17 号铰链靠模
3D17# hinge jig

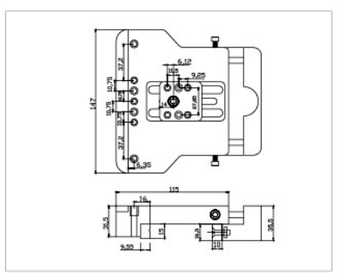

3D17 号铰链 2 号靠模
3D17# hinge jig 2#

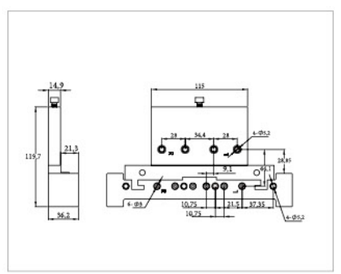

3D17 号铰链 3 号靠模
3D17# hinge jig 3#

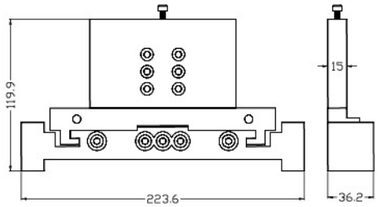

3D12 号铰链靠模
3D12# hinge jig

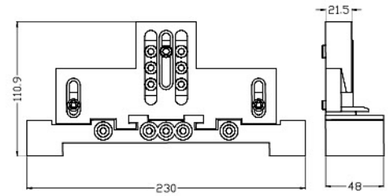

3D8 号铰链靠模
3D8# hinge jig

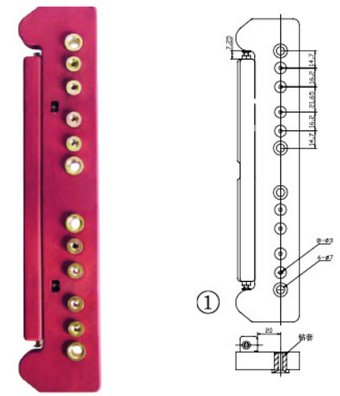

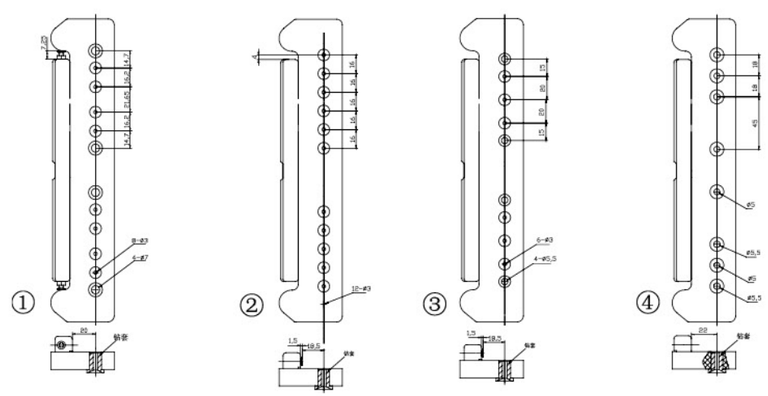

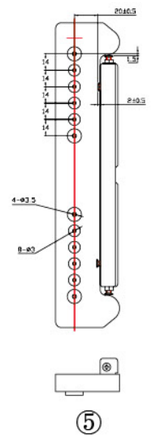

① DB 角铰链靠模
②平开上悬，角部铰链靠模
③ 9.06.0006,9.06.0007,
9.06.0008, 等靠模
④ 9.06.0001 新门铰链靠模
⑤ 6 号平开上悬上下铰链靠模

① DB corner hinge jig
② Top-suspension casement jig
③ 9.06.0006,9.06.0007,9.06.0008 door hinge jig
④ 9.06.0001 door hinge jig



摇窗器系列
Window Operator Series

L 系列 --X 臂上悬手摇开窗器
L series: X-arm awning operator

图示为右开窗器
Right operator shown



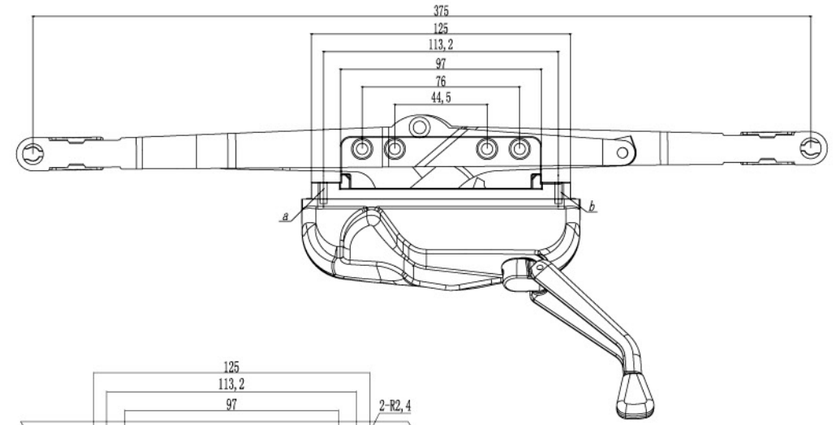

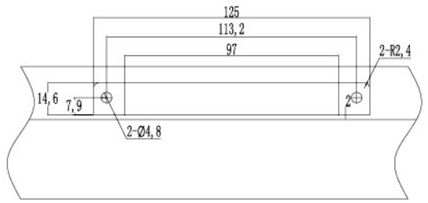

开窗器窗框开孔示意图
Window frame drilling chart for single arm operator

产品名称（products）	产品编号 (serial no.)	中心距长度 (L)(Central Length)
L 系列 --X 臂上悬手摇开窗器 L series: X-arm awning operator	01/1505L(R)	

L 系列 -- 双臂手摇开窗器
L series: Dual arm awning operator



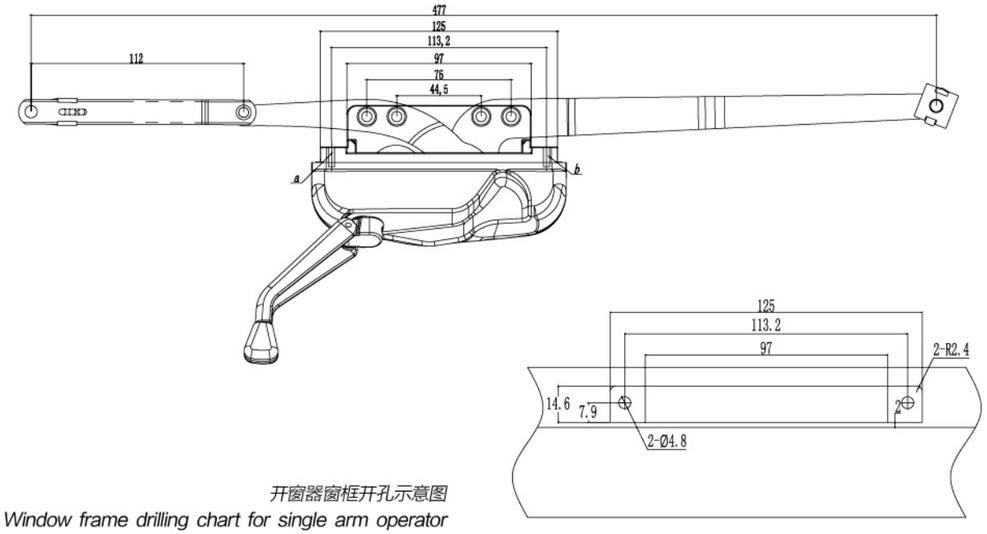

开窗器窗框开孔示意图
Window frame drilling chart for single arm operator

产品名称（products）	产品编号 (serial no.)	中心距长度 (L)(Central Length)
L 系列 -- 双臂手摇开窗器 L series: Dual arm awning operator	01/0604L(R)	

L 系列 --上悬手摇开窗器
L series-Awning operator



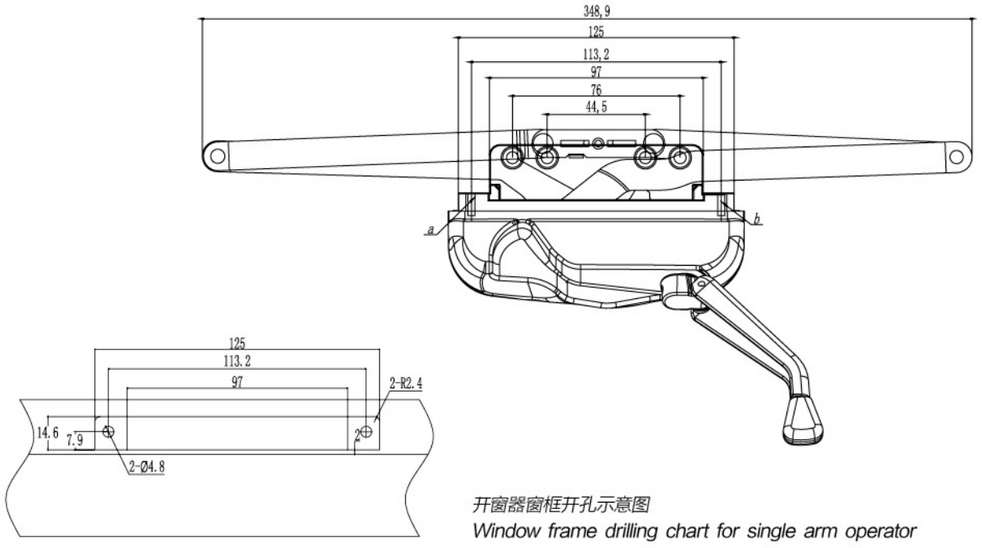

开窗器窗框开孔示意图
Window frame drilling chart for single arm operator

产品名称（products）	产品编号 (serial no.)	中心距长度 (L)(Central Length)
L 系列 --上悬手摇开窗器 L series-Awning operator	01/1507L(R)	

L 系列 -- 单臂手摇开窗器
L series-Single arm operator



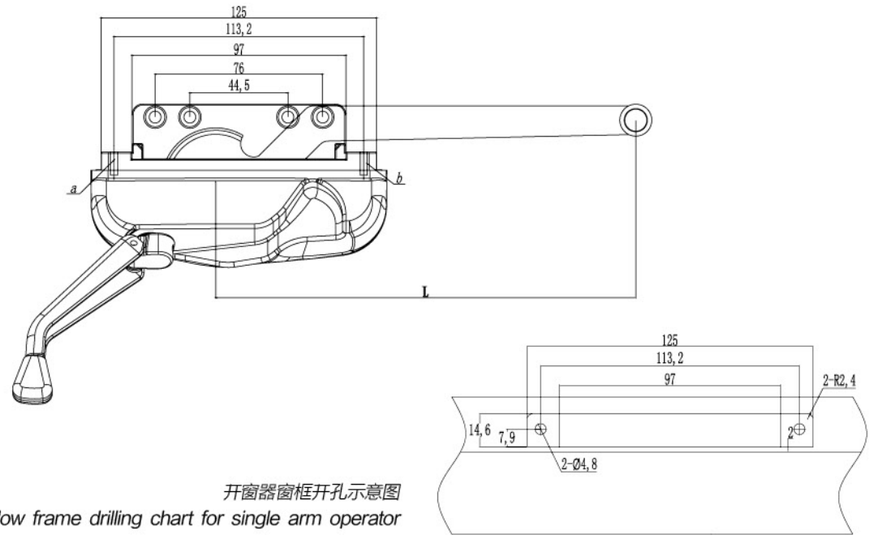

开窗器窗框开孔示意图
Window frame drilling chart for single arm operator

产品名称（products）	产品编号 (serial no.)	中心距长度 (L)(Central Length)
L 系列 -- 单臂手摇开窗器 L series-Single arm operator	01/0113L(R)	7.5"(190.5mm)
	01/0114L(R)	9.5"(241.3mm)
	01/0115L(R)	13.5"(342.9mm)

L 系列 -- 曲臂手摇开窗器
L series-Cranked arm operator



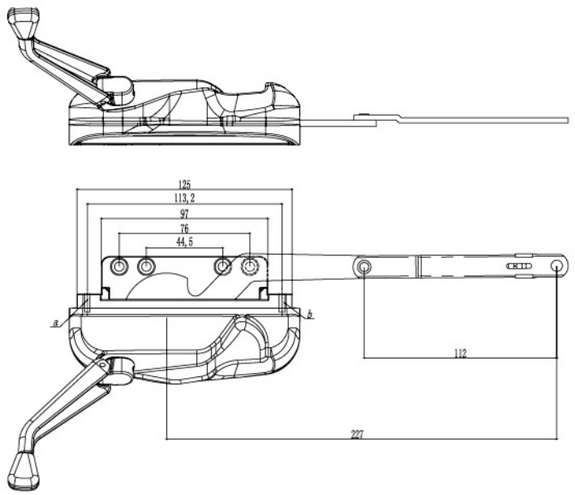

开窗器窗框开孔示意图
Window frame drilling chart for single arm operator

产品名称（products）	产品编号 (serial no.)	中心距长度 (L)(Central Length)
L 系列 -- 曲臂手摇开窗器 L series-Cranked arm operator	01/0210L(R)	

L 系列 -- 曲臂手摇开窗器
L series-Cranked arm operator



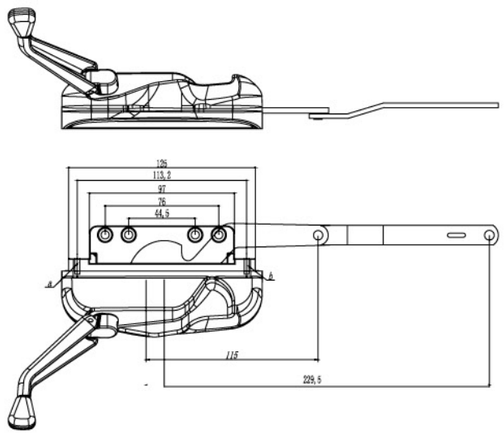

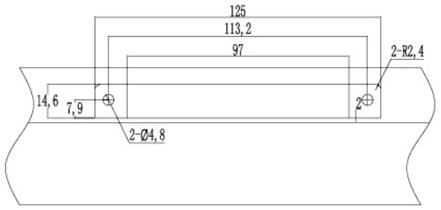

开窗器窗框开孔示意图
Window frame drilling chart for single arm operator

产品名称（products)	产品编号 (serial no.)	中心距长度 (L)(Central Length)
L 系列 -- 曲臂手摇开窗器 L series-Cranked arm operator	01/0213L(R)	

Y 系列 -- 双臂手摇开窗器
Y series- Dual arm operator



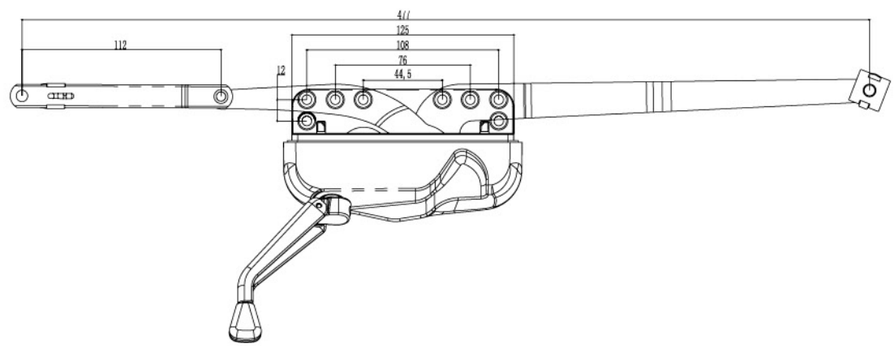



开窗器窗框开孔示意图
Window frame drilling chart for single arm operator

产品名称（products)	产品编号 (serial no.)	中心距长度 (L)(Central Length)
Y 系列 -- 双臂手摇开窗器 Y series- Dual arm operator	01/0603L(R)	

Y 系列 --X 臂上悬手摇开窗器
Y series- X-arm awning operator



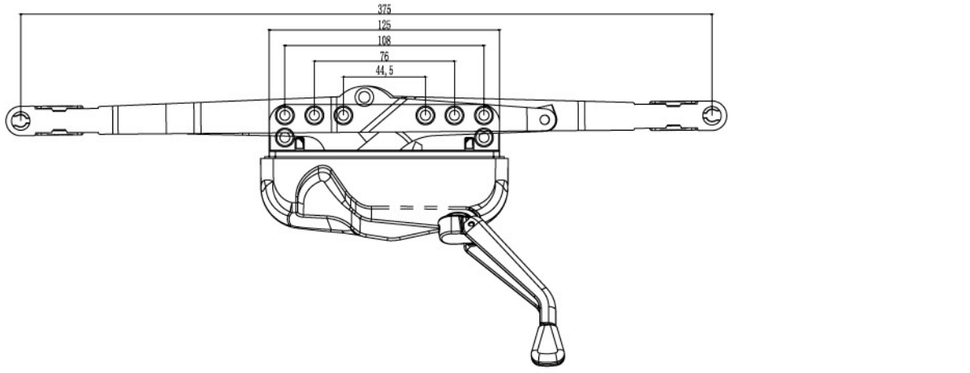

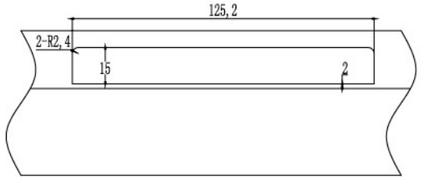

开窗器窗框开孔示意图
Window frame drilling chart for single arm operator

产品名称（products）	产品编号 (serial no.)	中心距长度 (L)(Central Length)
Y 系列 --X 臂上悬手摇开窗器 Y series- X-arm awning operator	01/1504L(R)	

Y 系列 -- 单臂手摇开窗器
Y series-Single arm operator



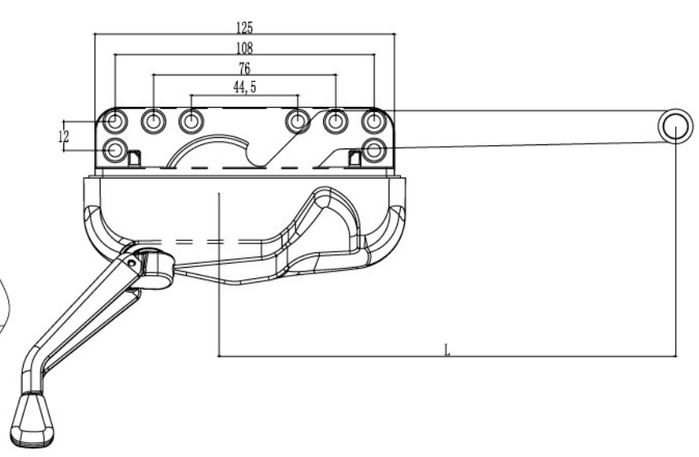



开窗器窗框开孔示意图
Window frame drilling chart for single arm operator

产品名称（products）	产品编号 (serial no.)	中心距长度 (L)(Central Length)
Y 系列 -- 单臂手摇开窗器 Y series-Single arm operator	01/0110L(R)	7.5"(190.5mm)
	01/0111L(R)	9.5"(241.3mm)
	01/0112L(R)	13.5"(342.9mm)

Y 系列 -- 上悬手摇开窗器
Y series- Awning operator



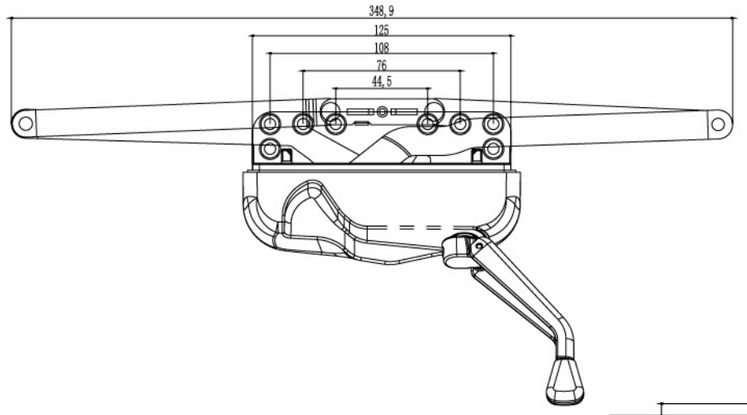



开窗器窗框开孔示意图
Window frame drilling chart for single arm operator

产品名称（products）	产品编号 (serial no.)	中心距长度 (L)(Central Length)
Y 系列 -- 上悬手摇开窗器 Y series- Awning operator	01/1506L(R)	348.9mm（13.7"）
	01/1508L(R)	228.6mm(9")
	01/1509L(R)	406.4mm(16")
	01/1510L(R)	533.4mm(21")

Y 系列 -- 曲臂手摇开窗器
Y series-Cranked arm operator



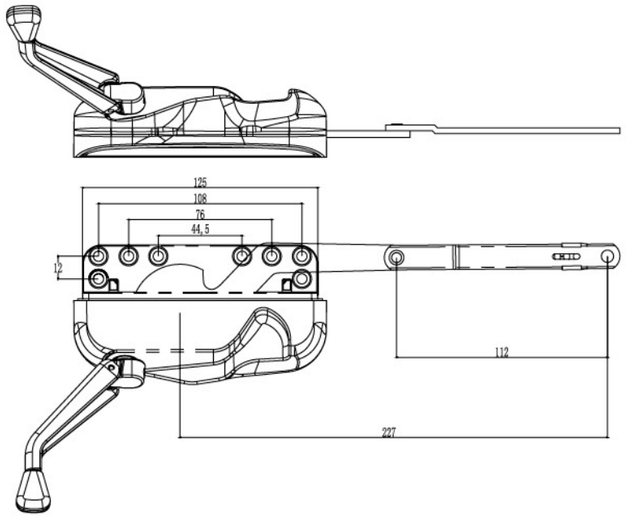



开窗器窗框开孔示意图
Window frame drilling chart for single arm operator

产品名称（products）	产品编号 (serial no.)	中心距长度 (L)(Central Length)
Y 系列 -- 曲臂手摇开窗器 Y series-Cranked arm operator	01/0209L(R)	

Y 系列 -- 曲臂手摇开窗器
Y series-Cranked arm operator



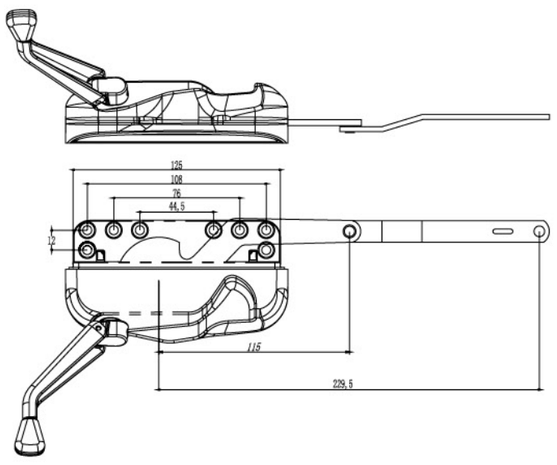

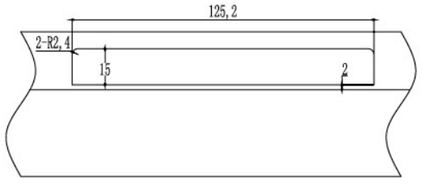

开窗器窗框开孔示意图
Window frame drilling chart for single arm operator

产品名称（products）	产品编号 (serial no.)	中心距长度 (L)(Central Length)
Y 系列 -- 曲臂手摇开窗器 Y series-Cranked arm operator	01/0214L(R)	

X 系列 -- 单臂手摇开窗器
X series-Single arm operator



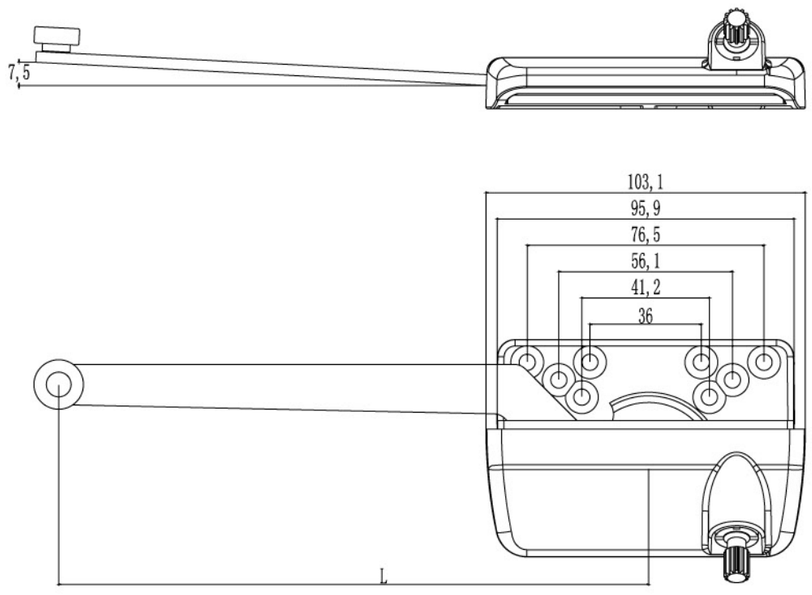

产品名称（products）	产品编号 (serial no.)	中心距长度 (L) (Central Length)
X 系列 -- 单臂手摇开窗器 X series-Single arm operator	01/0107L(R)	7.5"(190.5mm)
	01/0108L(R)	9.5"(241.3mm)
	01/0109L(R)	13.5"(342.9mm)

X 系列 -- 曲臂手摇开窗器
X series-Cranked arm operator



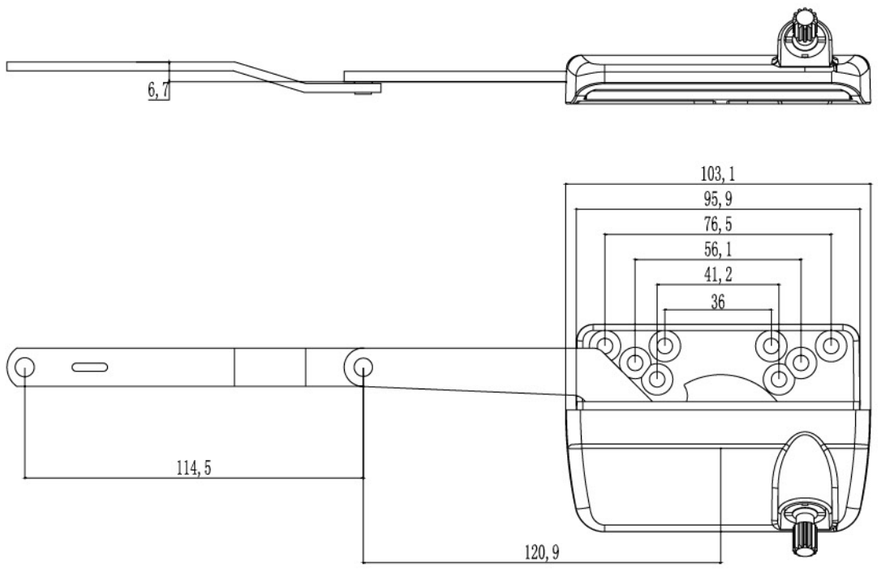

产品名称（products）	产品编号 (serial no.)
X 系列 -- 曲臂手摇开窗器 X series-Cranked arm operator	01/0211L(R)

X 系列 -- 曲臂手摇开窗器
X series-Cranked arm operator

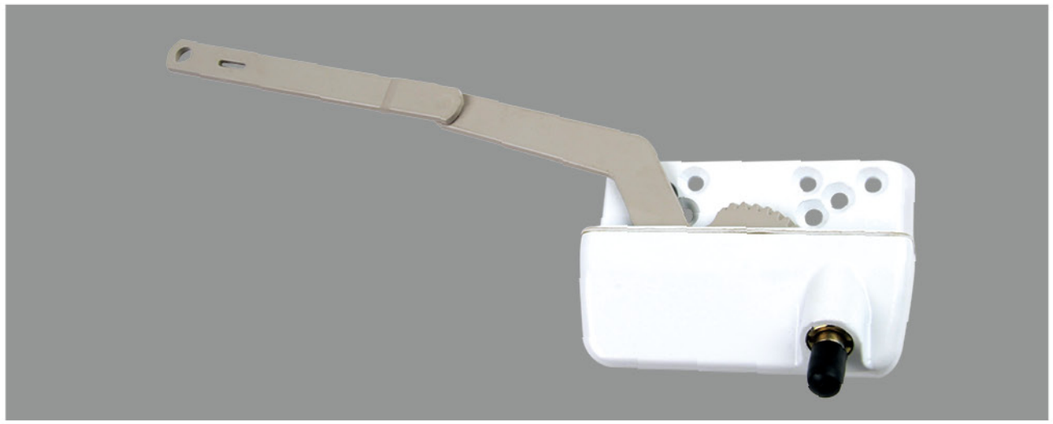

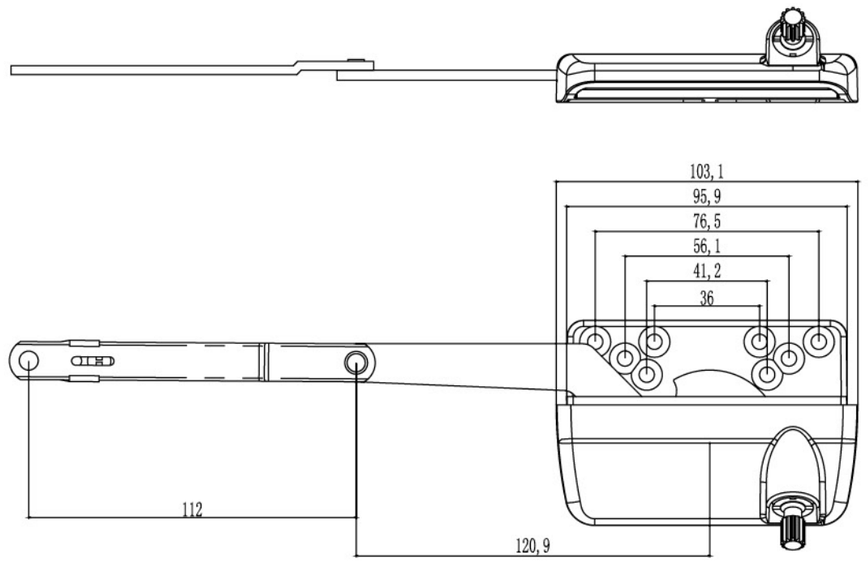

产品名称（products）	产品编号 (serial no.)
X 系列 -- 曲臂手摇开窗器 X series-Cranked arm operator	01/0212L(R)

单臂手摇开窗器:
Single arm operator:



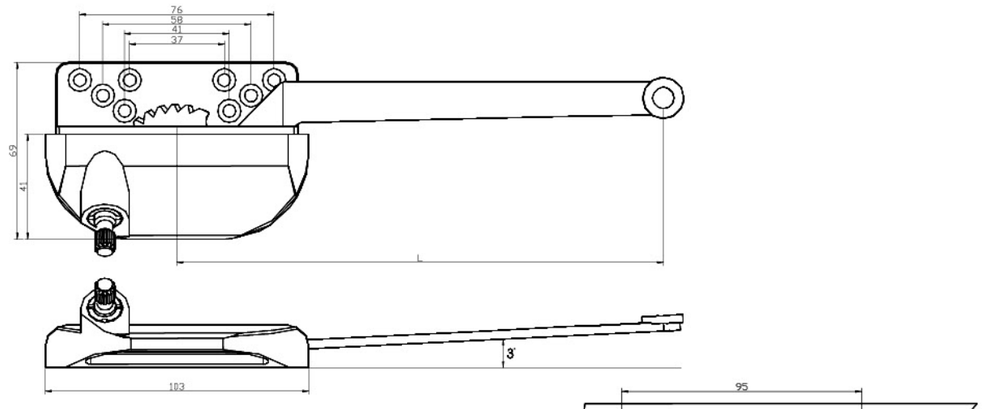



单臂开窗器窗框开孔示意图
Window frame drilling chart for single arm operator

产品名称（products）	产品编号 (serial no.)	中心距长度 (L)(Central Length)
左开单臂开窗器 7.5 英寸 7.5-in left opening Single Arm Operator	01/0101L	7.5'(190.5mm)
左开单臂开窗器 9.5 英寸 9.5-in left opening Single Arm Operator	01/0102L	9.5'(241.3mm)
左开单臂开窗器 13.5 英寸 13.5-in left opening Single Arm Operator	01/0103L	13.5'(342.9mm)
右开单臂开窗器 7.5 英寸 7.5-in right opening Single Arm Operator	01/0101R	7.5'(190.5mm)
右开单臂开窗器 9.5 英寸 9.5-in right opening Single Arm Operator	01/0102R	9.5'(241.3mm)
右开单臂开窗器 13.5 英寸 13.5-in right opening Single Arm Operator	01/0103R	13.5'(342.9mm)

上曲臂手摇开窗器
Cranked upper arm operator



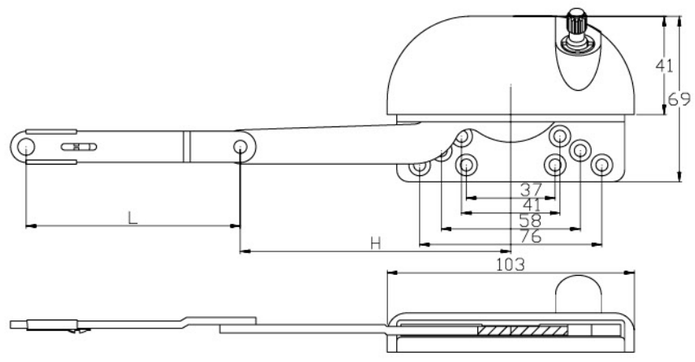

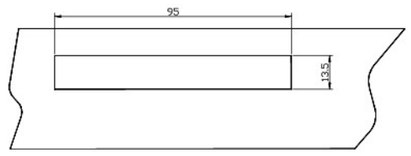

曲臂开窗器窗框开孔示意图
Window frame drilling chart forsingle arm operator

产品名称（products）	产品编号 (serial no.)	中心距长度 (L)(Central Length)	直杆长度 (L) Bar Length
左开上曲臂开窗器 8 英寸 8-in left opening cranked upper arm operator	01/0201LU	3.5'(88.9mm)	4.5'(114.3mm)
左开上曲臂开窗器 9 英寸 9-in left opening cranked upper arm operator	01/0202LU	4.5'(114.3mm)	4.5'(114.3mm)
左开上曲臂开窗器 12.5 英寸 12.5-in left opening cranked upper arm operator	01/0203LU	3.5'(88.9mm)	9"(228.8mm)
右开上曲臂开窗器 8 英寸 8-in right opening cranked upper arm operato	01/0201RU	3.5'(88.9mm)	4.5'(114.3mm)
右开上曲臂开窗器 9 英寸 9-in right opening cranked upper arm operator	01/0202RU	4.5'(114.3mm)	4.5'(114.3mm)
右开上曲臂开窗器 12.5 英寸 12.5-in right opening cranked upper arm operator	01/0203RU	3.5'(88.9mm)	9'(228.8mm)

下曲臂手摇开窗器
Cranked lower arm operator



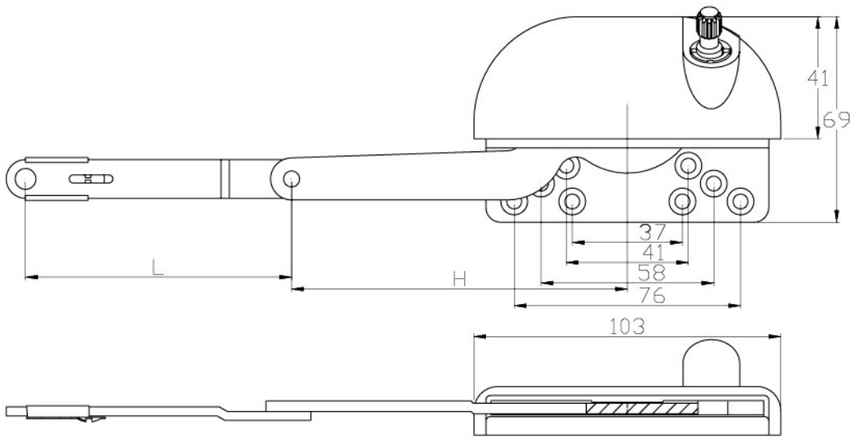

产品名称（products）	产品编号 (serial no.)	中心距长度 (L)(Central Length)	直杆长度 (L) Bar Length
左开下曲臂开窗器 8 英寸 8-in left opening cranked lower arm operator	01/0201LD	3.5'(88.9mm)	4.5'(114.3mm)
左开下曲臂开窗器 9 英寸 9-in left opening cranked lower arm operator	01/0202LD	4.5'(114.3mm)	4.5'(114.3mm)
左开下曲臂开窗器 13.5 英寸 13.5-in left opening cranked lower arm operator	01/0203LD	3.5'(88.9mm)	9"(228.8mm)
右开下曲臂开窗器 8 英寸 8-in right opening cranked lower arm operator	01/0201RD	3.5'(88.9mm)	4.5'(114.3mm)
右开下曲臂开窗器 9 英寸 9-in right opening cranked lower arm operator	01/0202RD	4.5'(114.3mm)	4.5'(114.3mm)
右开下曲臂开窗器 13.5 英寸 13.5-in rightopening cranked lower arm operator	01/0203RD	3.5'(88.9mm)	9'(228.8mm)

双臂手摇开窗器
Dual arm operator



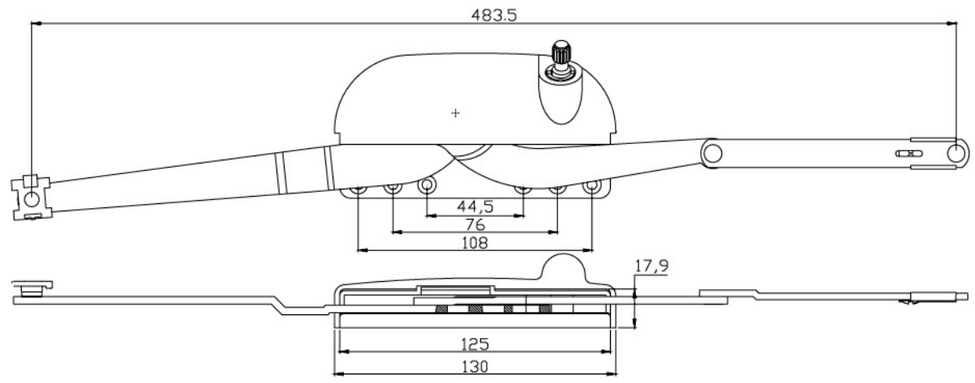

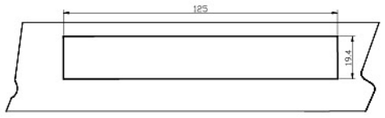

双臂开窗器窗框开孔示意图
Window frame drilling chart for dual arm operator

产品名称（products）	产品编号 (serial no.)
左开双臂手摇开窗器 left opening dual arm operator	01/0601L
右开双臂手摇开窗器 right opening dual arm operator	01/0601R

双臂手摇开窗器
Dual arm operator



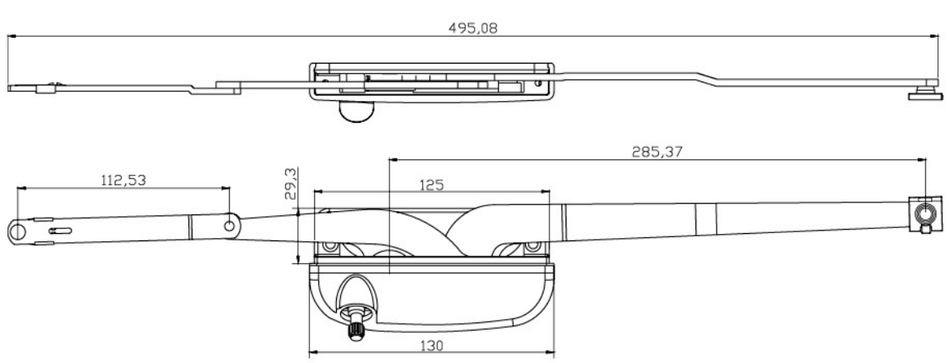

产品名称（products）	产品编号 (serial no.)
左开双臂手摇开窗器 left opening dual arm operator	01/0602L
右开双臂手摇开窗器 right opening dual arm operator	01/0602R

大壳体上曲臂手摇开窗器
Grand cranked upper arm operator



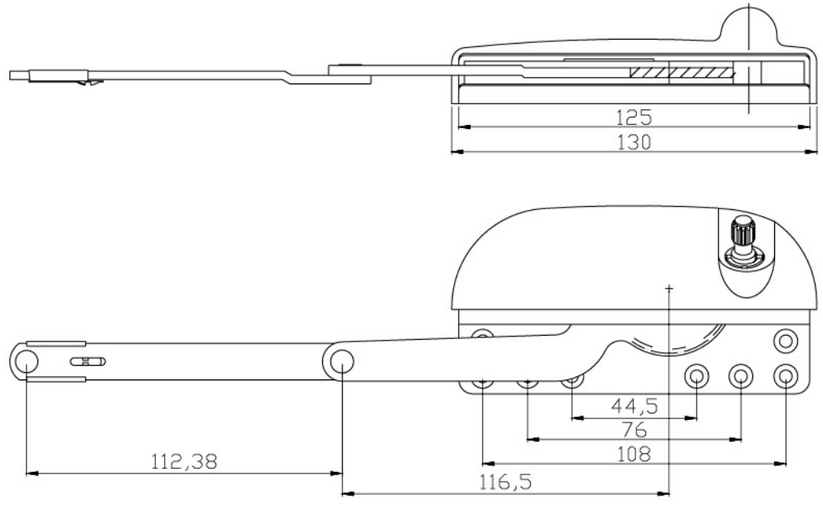

产品名称（products）	产品编号 (serial no.)
左开上曲臂手摇开窗器 (Left opening Grand cranked upper arm operator)	01/0207LU
右开上曲臂手摇开窗器 Right opening Grand cranked upper arm operator)	01/0207RU

大壳体下曲臂手摇开窗器
Grand cranked lower arm operator



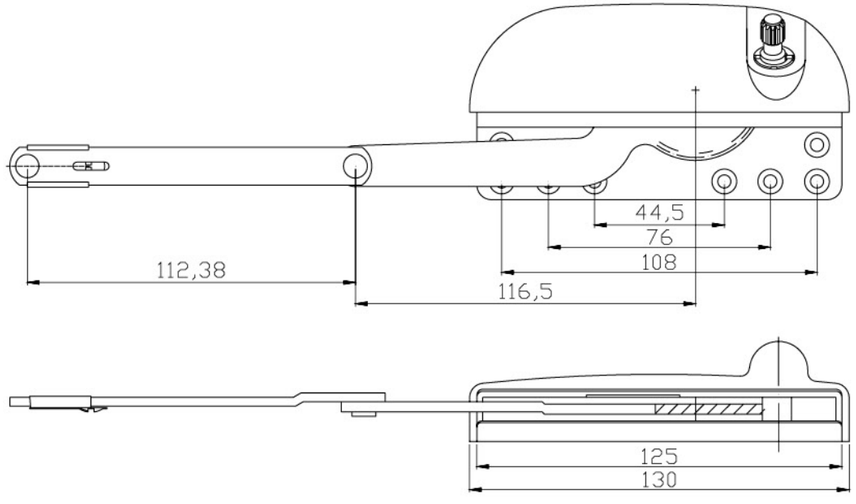

产品名称（products）	产品编号 (serial no.)
左开下曲臂手摇开窗器 (Left opening cranked lower arm operator)	01/0207LD
右开下曲臂手摇开窗器 (Right opening cranked lower arm operator)	01/0207RD

曲臂手摇开窗器
Grand cranked arm operator



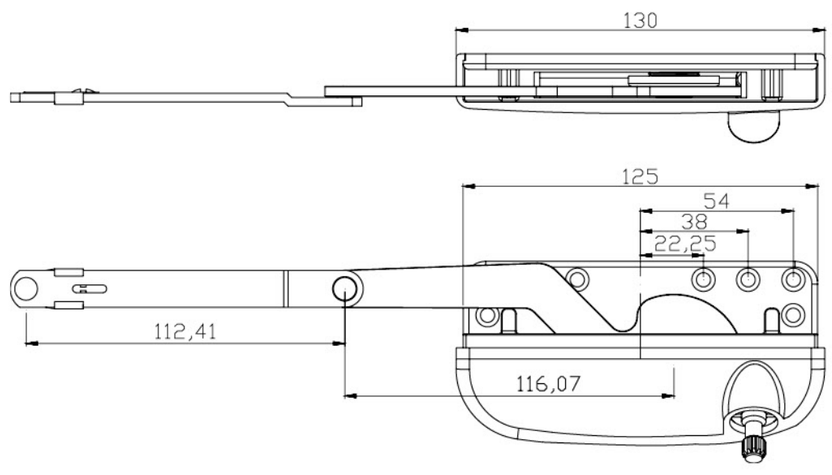

产品名称（products）	产品编号 (serial no.)
左开上曲臂手摇开窗器 (Left opening cranked upper arm operator)	01/0208LU
右开上曲臂手摇开窗器 (Right opening cranked upper arm operator)	01/0208RU
左开下曲臂手摇开窗器 (Left opening cranked lower arm operator)	01/0208LD
右开下曲臂手摇开窗器 (Right opening cranked lower arm operator)	01/0208RD

上悬窗手摇开窗器 (编号为 01/1501)
Awning operator



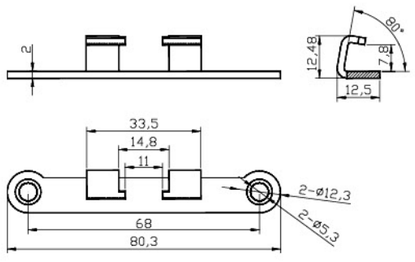

活动定位板示意图
(编号 :01/1501-11a)

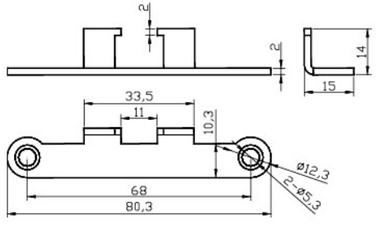

活动定位板示意图
(编号 :01/1501-11b)

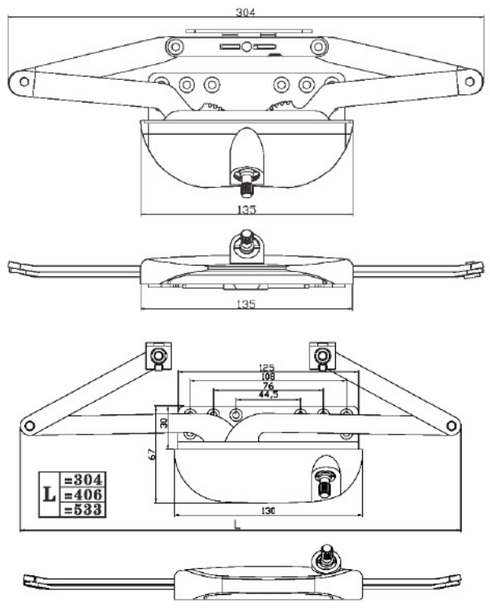

上悬开窗器 (编号 :01/1511R)

百叶窗手摇开窗器 (编号为 01/1601)
Shutter window arm operator



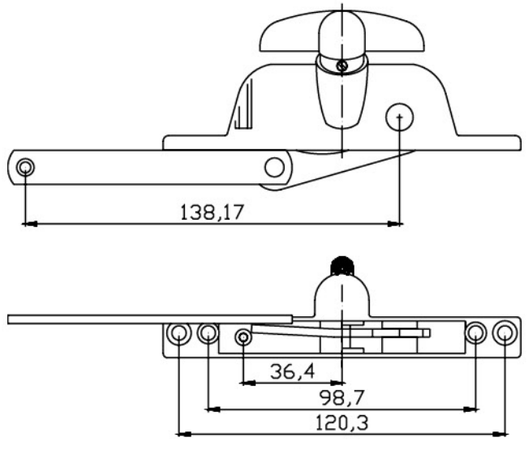

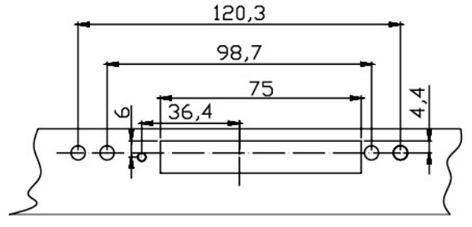

百叶窗手摇开窗器
窗框开孔示意图



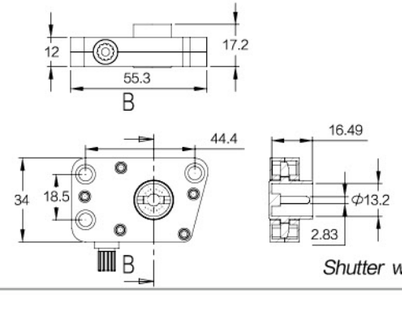

9.09.0004
百叶窗摇转器
Shutter window arm operator



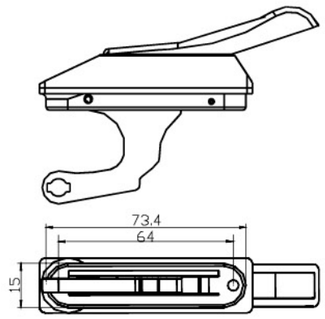

多点开关 (02/0502)
Multi-lock handle



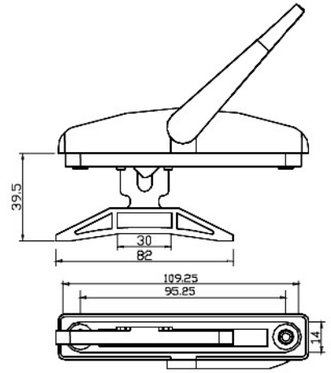

180 度单点移动开关 (02/0506)
Grand single point lock



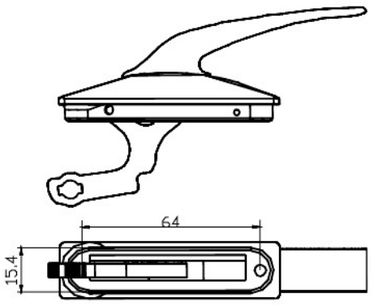

多点开关 (02/0503)
Multi-lock handle



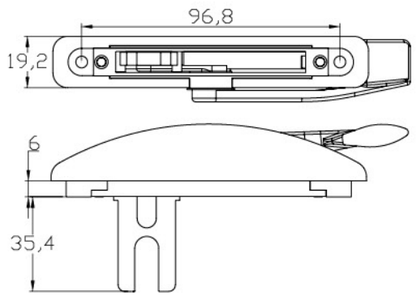

多点开关 (02/0509)
Multi-lock handle

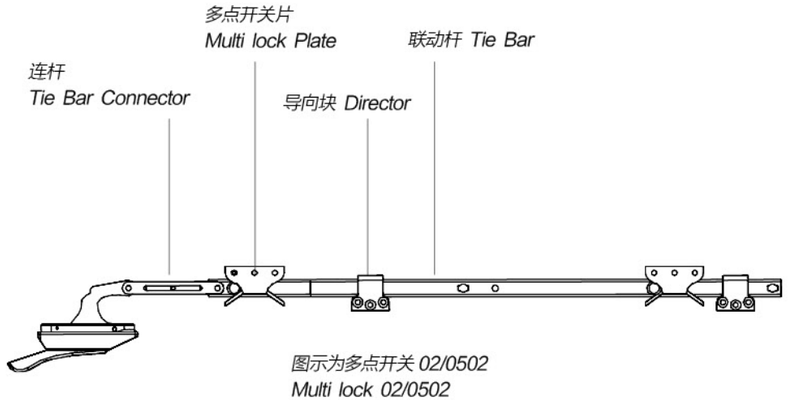

图示为多点开关 02/0502
Multi lock 02/0502



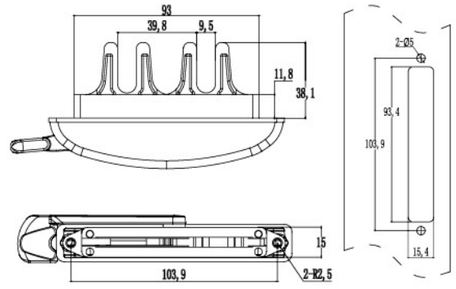

09# 多点开关 (02/0510)
Multi-lock handle



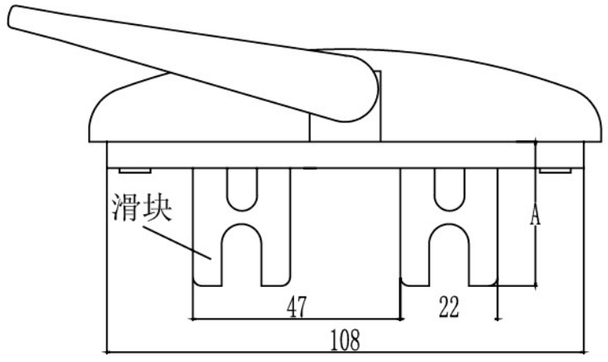

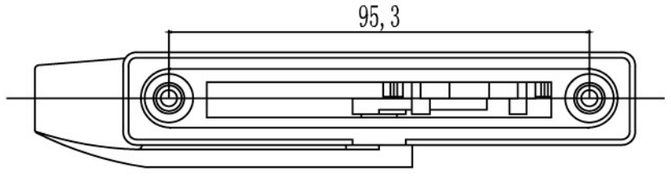

180 度多点开关
Grand multi point lock

多点开关 Multi-lock handle		
产品编号 (serial NO.)	A(mm)	滑块材质
02/0501	33.5	锌合金 zinc
02/0505	41.5	锌合金 zinc
02/0507	41.5	塑料 plastic
02/0511	53.4	锌合金 zinc



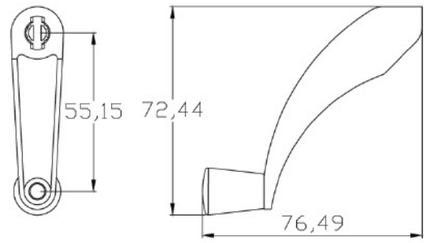

Crank
摇把 (产品编号为 01/1301)



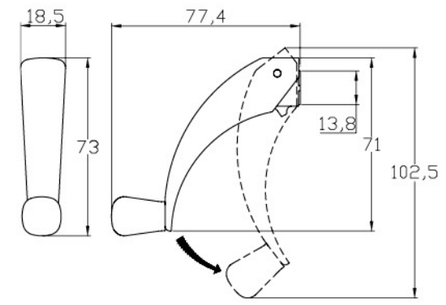

Folding crank
折叠摇把 (产品编号为 01/1302)



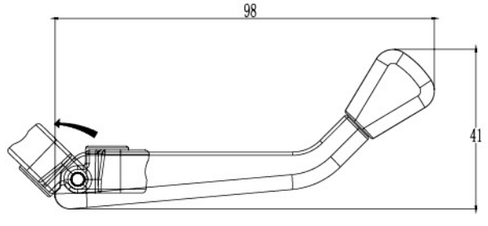

隐藏式摇把
(产品编号为 01/1304)
Built-in crank



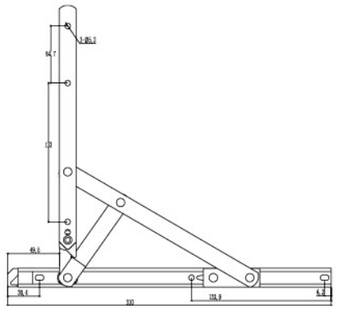

03/0401L(R)
12 英寸不锈钢三连杆
12'Stainless steel three-link



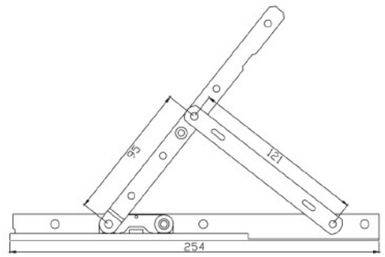

三连杆 Three-link

产品编号 (serial NO.)	产品编号 (serial no.)
10 英寸喷塑三连杆 左向 (10 inch powder coating steel three-link left)	03/0301L(10")
10 英寸喷塑三连杆 右向 (10 inch powder coating steel three-link right)	03/0301R(10")
14 英寸喷塑三连杆 左向 (14 inch powder coating steel three-link left)	03/0302L(14")
14 英寸喷塑三连杆 右向 (14 inch powder coating steel three-link right)	03/0302R(14")
18 英寸喷塑三连杆 左向 (18 inch powder coating steel three-link left)	03/0303L(18")
18 英寸喷塑三连杆 右向 (18 inch powder coating steel three-link right)	03/0303R(18")
24 英寸喷塑三连杆 左向 (24 inch powder coating steel three-link left)	03/0304L(24")
24 英寸喷塑三连杆 右向 (24 inch powder coating steel three-link right)	03/0304R(24")



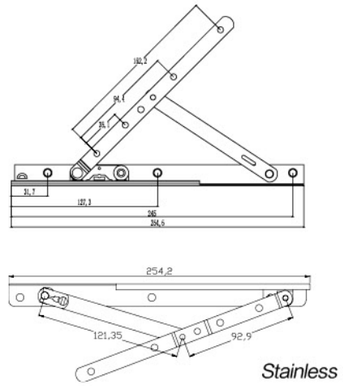

不锈钢三连杆
Stainless steel three-link

产品编号 (serial NO.)	产品编号 (serial no.)
10 英寸不锈钢三连杆 左向 (10 inch stainless steel three-link left)	03/0311L(10")
10 英寸不锈钢三连杆 右向 (10 inch stainless steel three-link right)	03/0311R(10")
13 英寸不锈钢三连杆 右向 (13 inch stainless steel three-link right)	01/0313L(R)

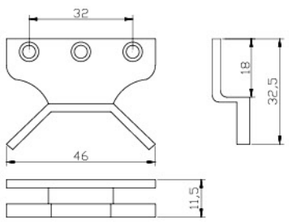

多点开关片 (编号为 02/0801)
Multi-lock keeper

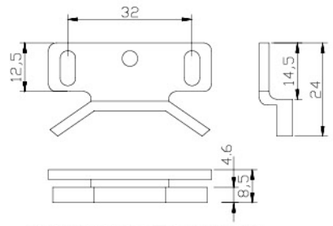

多点开关片 (编号为 02/0802)
Multi-lock keeper

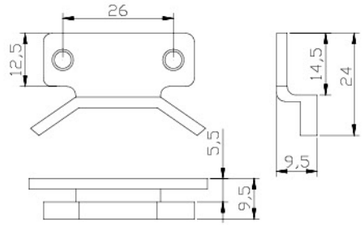

多点开关片 (编号为 02/0803)
Multi-lock keeper

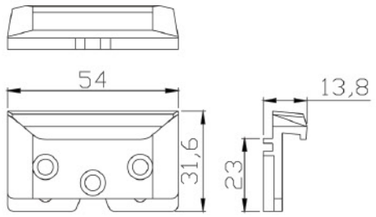

多点开关片 (编号为 02/0804)Multi-lock keeper

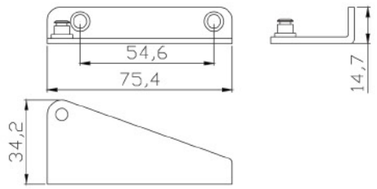

三角支架 (编号为 01/0901L 或 R) 图示右
Stud bracket

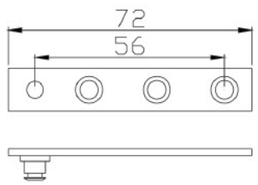

支架 (编号为 01/0903)
Stud bracket

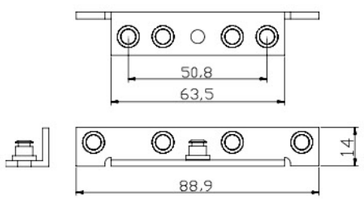

支架 (编号为 01/0905)
Stud bracket

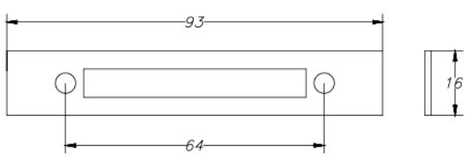

开关加强片 (编号为 02/1101)
Back supporting plates

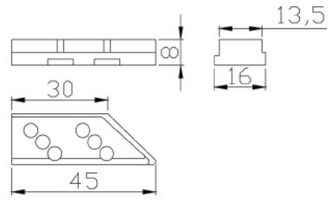

多点开关片 (编号为 02/0805L 或 R) 图示左
Multi-lock keeper

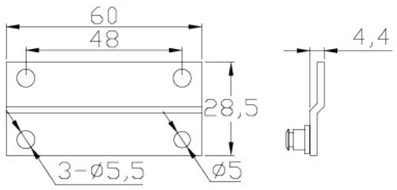

支架 (编号为 01/0902L 或 R) 图示左
Stud bracket

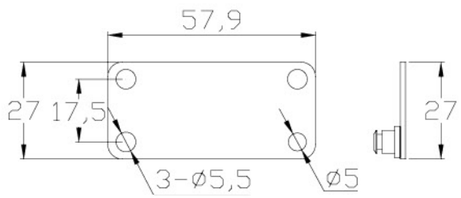

支架 (编号为 01/0904L 或 R) 图示左
Stud bracket:

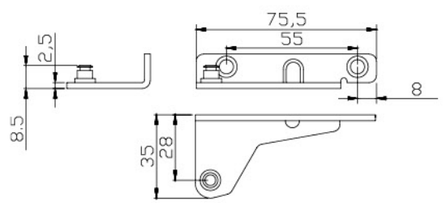

三角支架 (编号为 01/0906)
Stud bracket

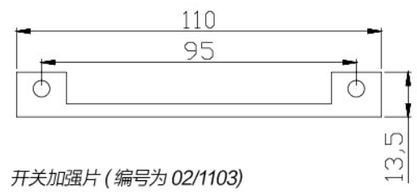

开关加强片 (编号为 02/1103)
Back supporting plates

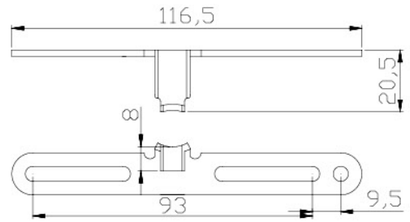

单点开关片 (编号为 02/1201)
Single lock keeper

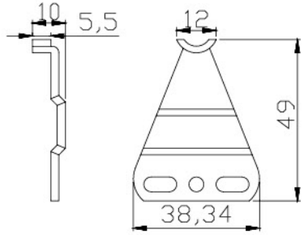

单点开关片 (编号为 02/1202)
Single lock keeper

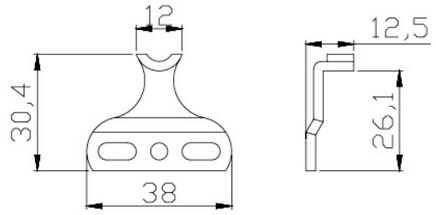

单点开关片 (编号为 02/1203)
Single lock keeper

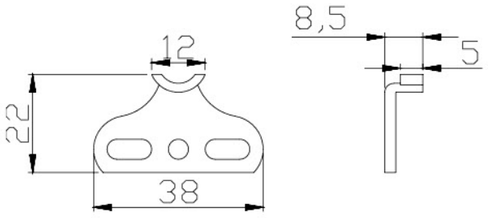

单点开关片 (编号为 02/1204)
Single lock keeper

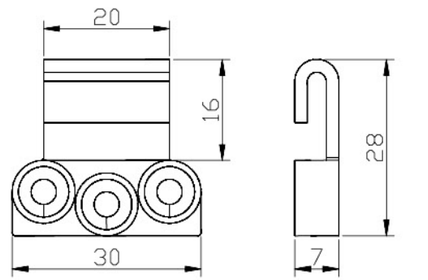

导向块 (编号为 02/0701)
Tie bar guide

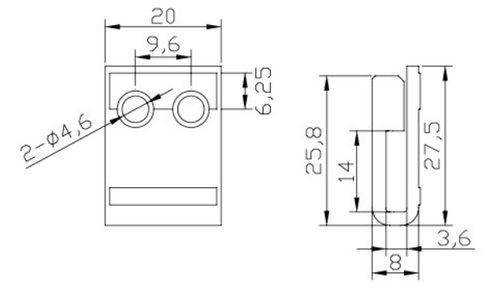

导向块 (编号为 02/0702)
Tie bar guide

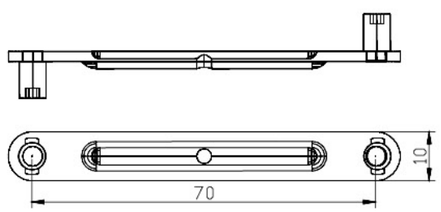

连杆 (编号为 02/1001-04)
Tie bar connector

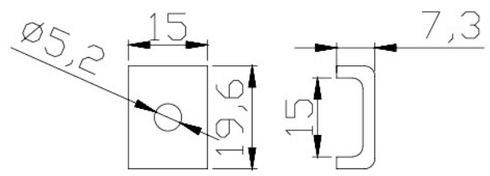

安装块 (编号为 1104)
Fixing block

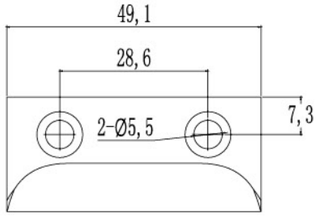

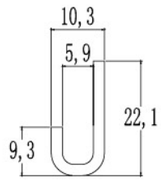

锁块(编号为 04/1405)
Single lock keeper

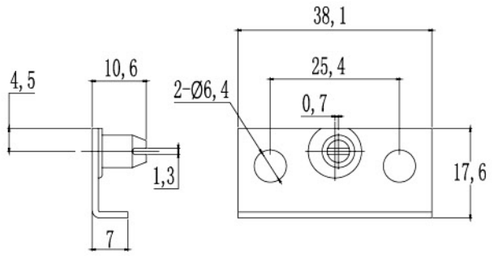

缓冲器(编号为 04/1406)
Buffer

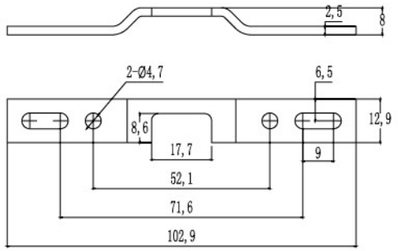

缓冲条(编号为 04/1047)
Buffer strip

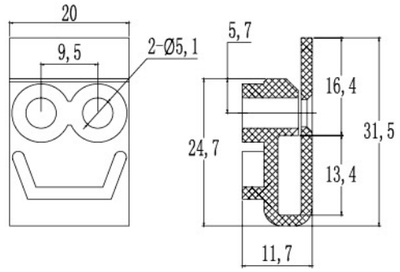

导向块(编号为 02/0703)
Guide block

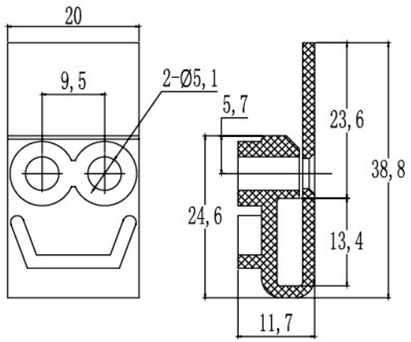

导向块(编号为 02/0704)
Guide block

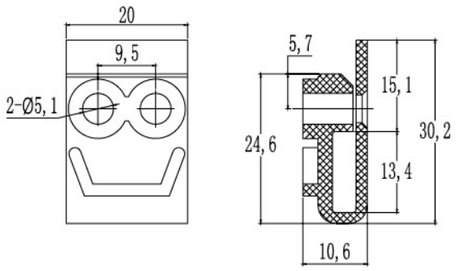

导向块(编号为 02/0705)
Guide block



不锈钢导轨 Stainless mounting track

产品编号 (serial NO.)	长度(L)
01/0401	220mm
01/0402	300mm
01/0403	350mm



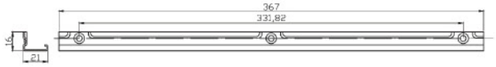

双臂摇窗器导轨(编号为 01/0404)
Dual arm operator mounting track



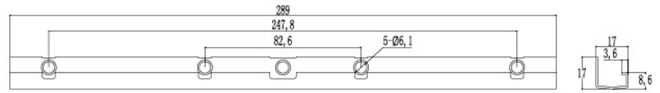

X 系列 -- 单臂导轨 (01/0406)
X series-single arm mounting track

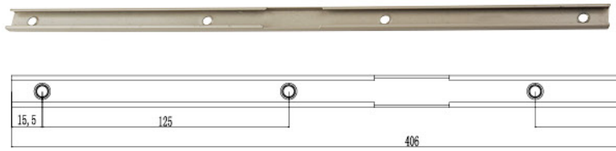

X 臂导轨 (01/0408)
X series- arm operator mounting track

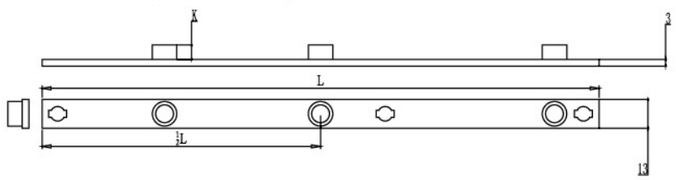

产品名称	产品编号	滑轮数	L(mm)	产品编号	滑轮数	L(mm)	滑轮高度 (K)
铁联动杆 02/1001 系列 Steel tie bar 02/1001 series	02/1001-250	2	250	02/1001-1050	3	1050	K=10mm K=6.5mm
	02/1001-350	2	350	02/1001-1150	3	1150	
	02/1001-450	2	450	02/1001-1250	3	1250	
	02/1001-550	2	550	02/1001-1350	3	1350	
	02/1001-650	2	650	02/1001-1450	3	1450	
	02/1001-750	2	750	02/1001-1550	4	1550	
	02/1001-850	2	850	02/1001-1650	4	1650	
	02/1001-950	2	950				

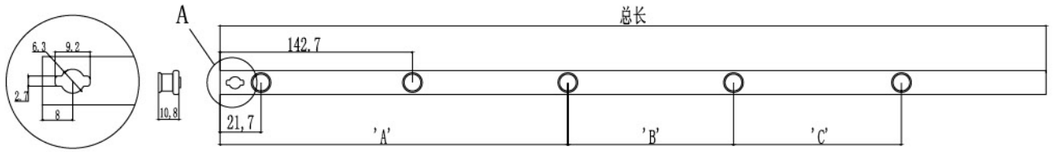

局部放大图 A

		02/1005-47	1800.8	561.0	561.0	561.0
		02/1005-46	1699.2	527.0	527.0	527.0
		02/1005-45	1597.6	494.0	494.0	494.0
	02/1005-22		1496.1	702.0	676.5	
	02/1005-21		1394.5	651.0	626.0	
	02/1005-20		1292.9	601.0	574.5	
	02/1005-19		1191.3	559.0	524.0	
	02/1005-18		1089.7	498.0	473.5	
	02/1005-17		988.1	448.0	422.0	
	02/1005-16		886.5	398.0	371.5	
	02/1005-15		784.9	346.0	320.5	
	02/1005-14		683.3	295.5	270.0	
	02/1005-13		581.7	243.5	220.	
02/1005-02			480.1	363.5		
02/1005-01			378.5	261.0		
02/1005-00			276.9			
2 个锁点	3 个锁点	4 个锁点	总长	DIM "A"	DIM "B"	DIM "C"
产品编号						
02/1005 系列不锈钢槽型 -- 联动杆锁点间距						

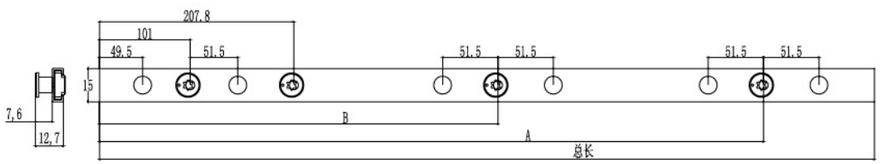

	02/1003-22	1600	1494	750
	02/1003-21	1500	1394	750
	02/1003-20	1400	1294	700
	02/1003-19	1300	1194	650
	02/1003-18	1200	1094	600
	02/1003-17	1100	994	550
	02/1003-16	1000	894	500
02/1003-15		900	794	
02/1003-14		800	694	
02/1003-13		700	594	
02/1003-02		600	494	
02/1003-01		438	332	
02/1003-00		249		
2 个锁点	3 个锁点	总长	DIM "A"	DIM "B"
产品编号				
02/1003 系列不锈钢槽型 -- 联动杆锁点间距				

窗锁系列
Window Lock Series

技术信息：
符合 JG/T 130-2007 标准；
符合 GB/T 9286-1998 标准；
保养说明：
表面应用质地柔软的抹布擦拭，以免划伤表面。

窗锁系列
Window Lock Series

9.04.0009 新韩式锁 Latest korean lock

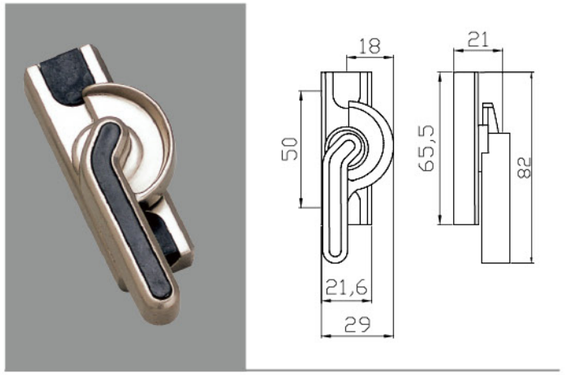

9.04.0014 方正月牙锁 Square positive lock

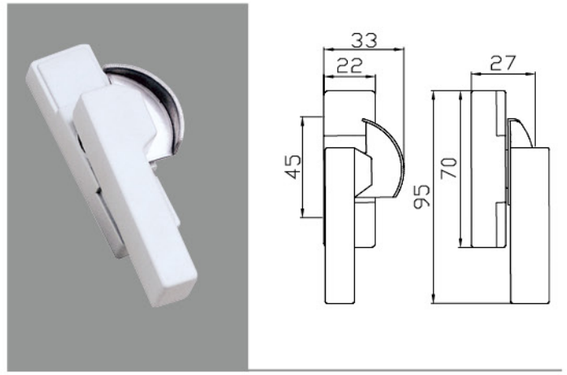

9.04.0007 韩式有扣锁 Korean hook lock

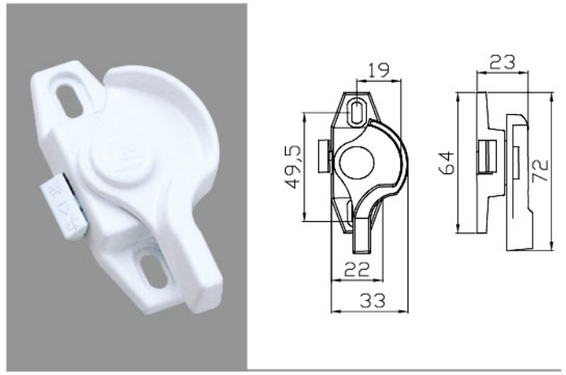

9.04.0008 韩式无扣锁 Korean lock

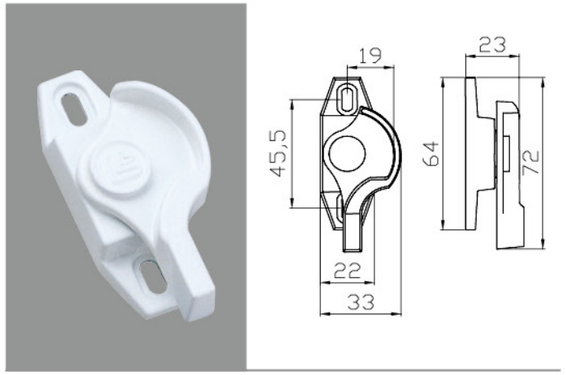

9.04.0019 方正 2 号月牙锁 Square positive #2 lock

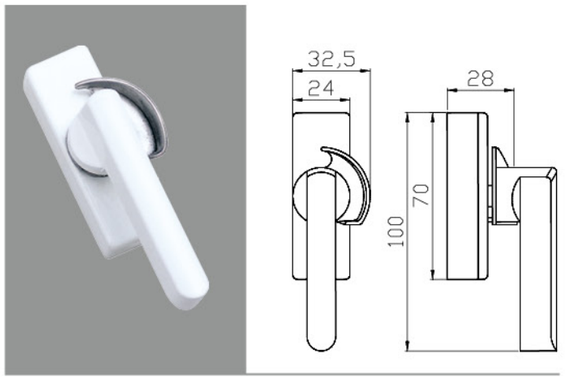

9.04.0022 方正 3 号月牙锁 Square positive #3 lock

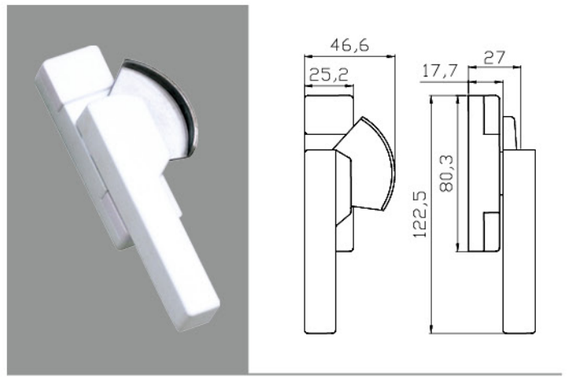

9.04.0010 Lg 锁 LG lock

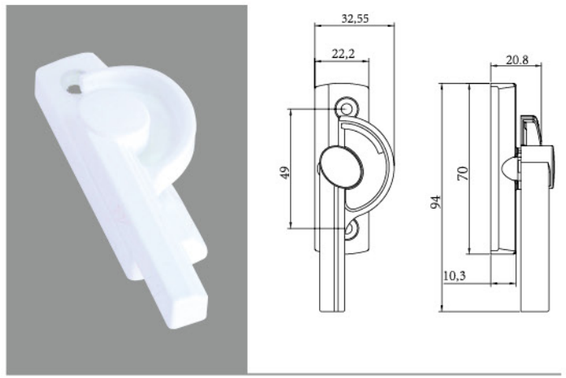

9.04.0033 LG2 号锁 LG#2 LOCK

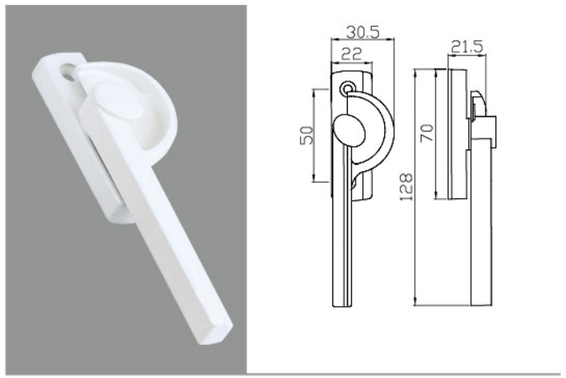

9.04.0005 长柄月牙锁 Long-shaft crescent lock

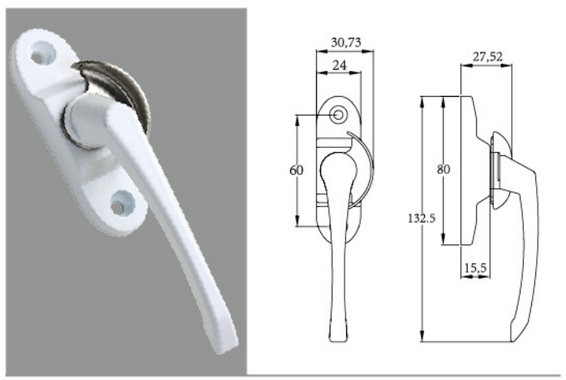

9.04.0006 短柄月牙锁 Short-shaft crescent lock

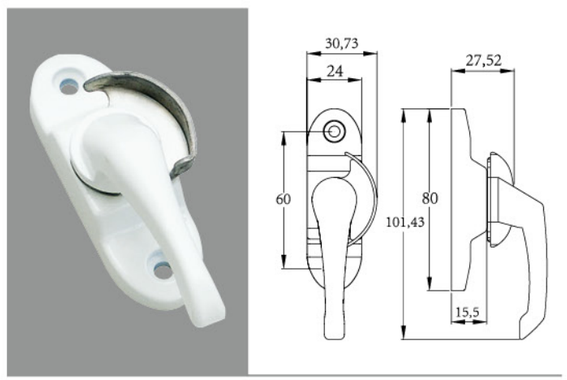

9.04.0056 世纪短柄月牙锁 Century short-shaft crescent lock

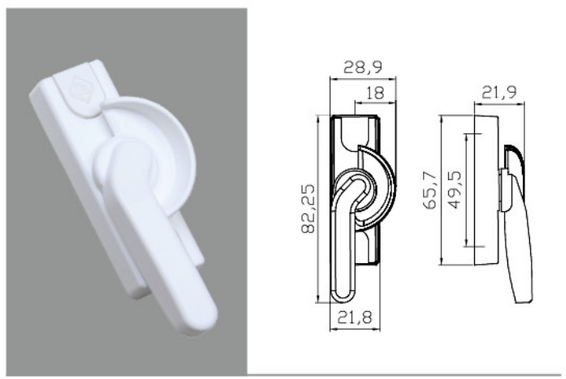

9.04.0055 世纪长柄月牙锁 Century long-shaft crescent lock

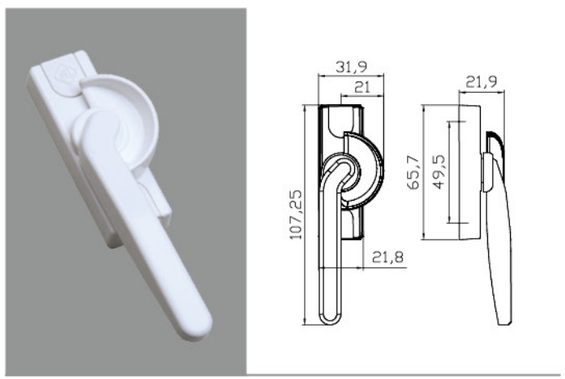

9.04.0002 1号美式锁 #1 American lock

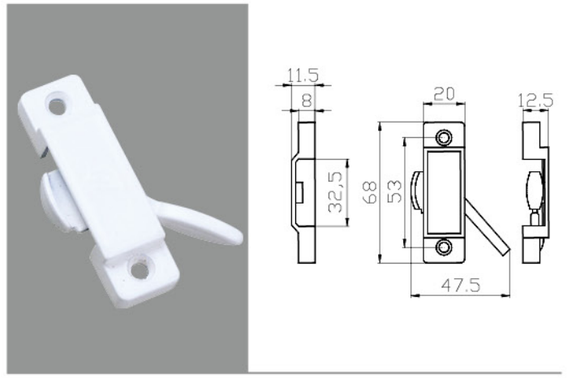

9.04.0003 2号美式锁 #2 American lock


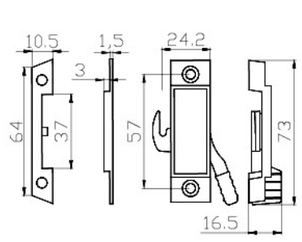

9.04.0004 3号美式锁 #3 American lock

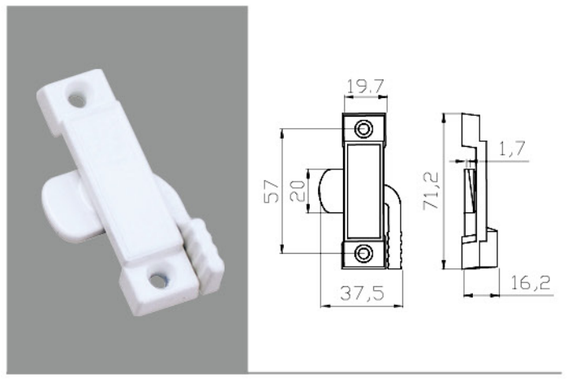

9.04.0018 4号美式锁 #4 American lock


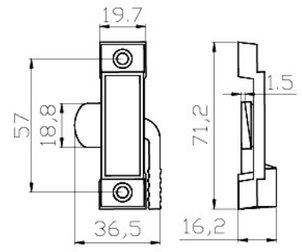

9.04.0027 5号美式锁 #5 American lock

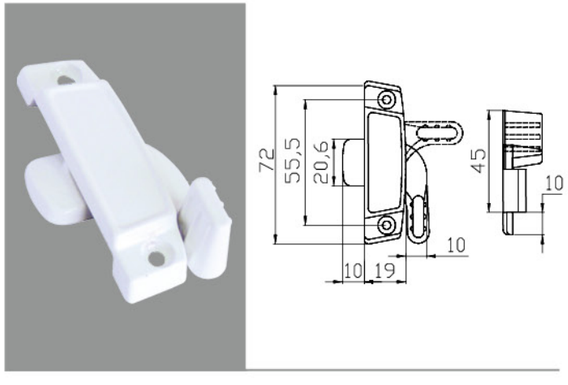

9.04.0031 6号美式锁 #6 American lock


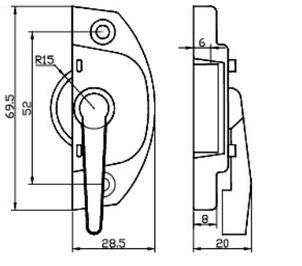

9.04.0062 12号美式锁 #12American lock


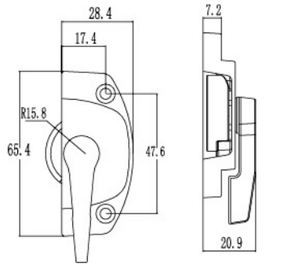

9.04.0061 8号美式锁 #8American lock


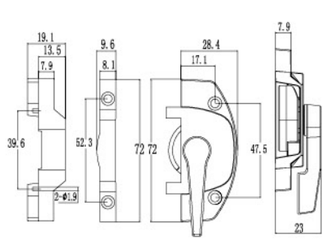

9.04.0060 带锁美式锁 American lock with key


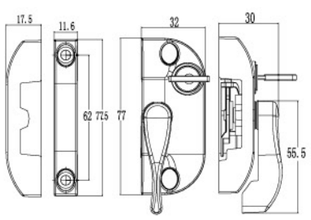

9.04.0042 7号美式锁 #7 American lock


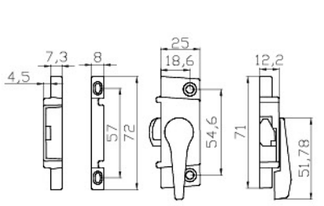

9.04.0001 单点锁(滑扣) single-point lock(slide catch)


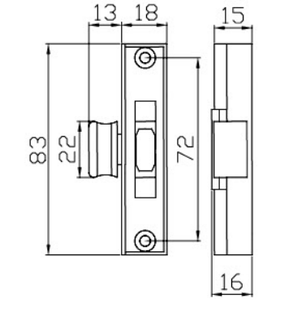

9.04.0020 2号单点锁 #2 Single-point lock


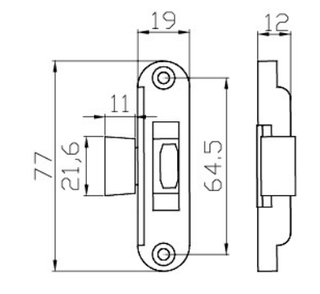

9.04.0012 宽碰锁 Wide touch lock

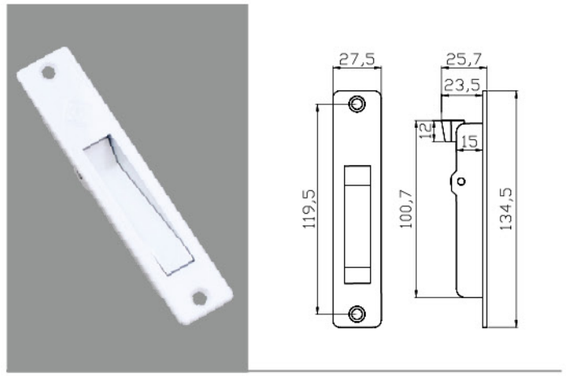

9.04.0059 2号碰锁 2#Wide touch lock

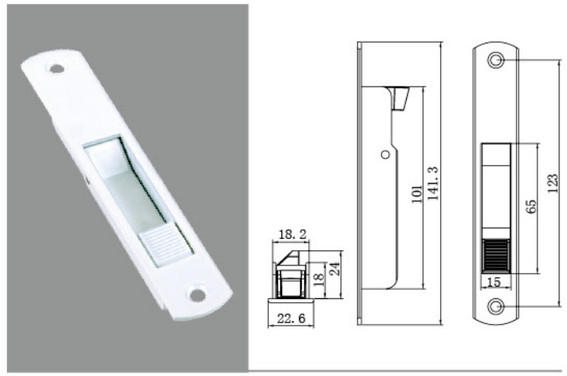

9.04.0011 钩锁 Hook lock

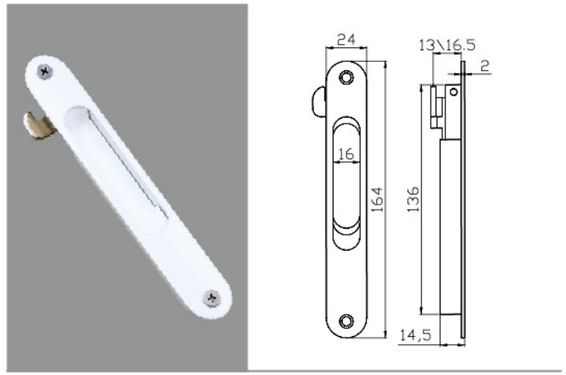

9.04.0063 9号钩锁 #9 hook lock

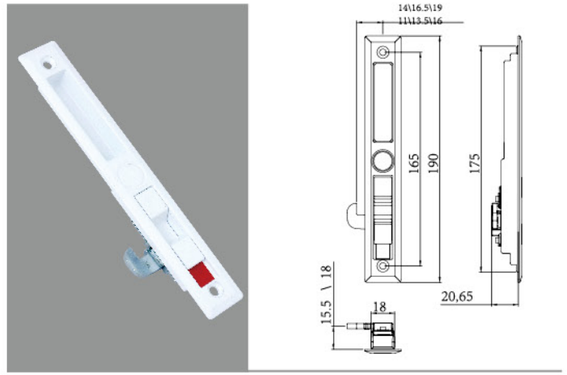

9.04.0064 9号钩锁内拉手 #9 hook lock inside handle

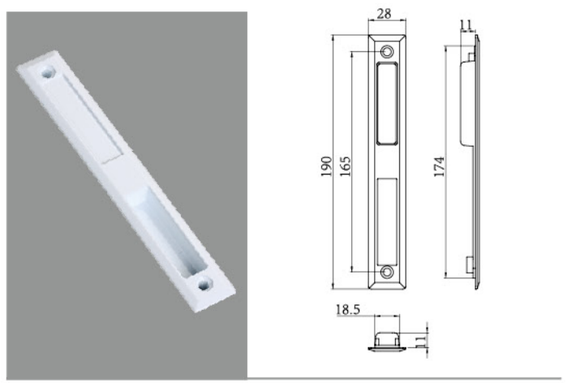

9.04.0065 9号双面钩锁 #9 twin hook lock

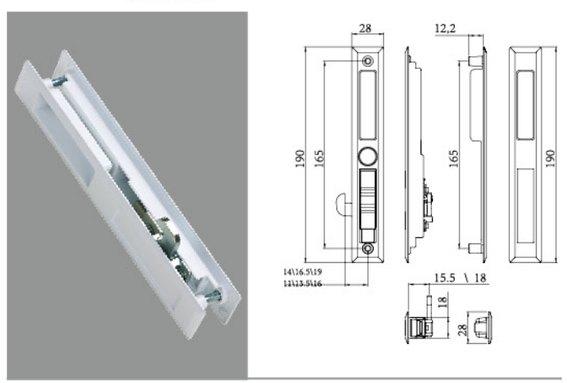

9.04.0066 9号钩锁双面拉手 #9 hook lock double handle

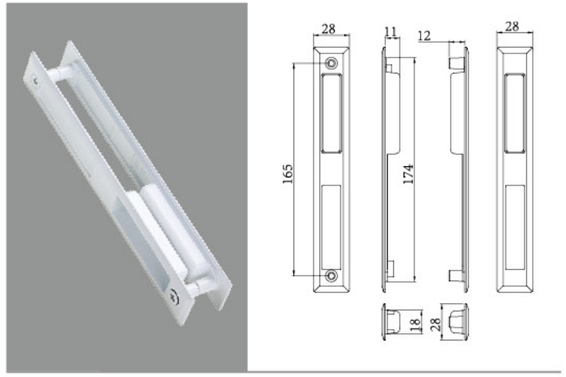

9.04.0067 10号双面钩锁 #10 Double-side hook lock

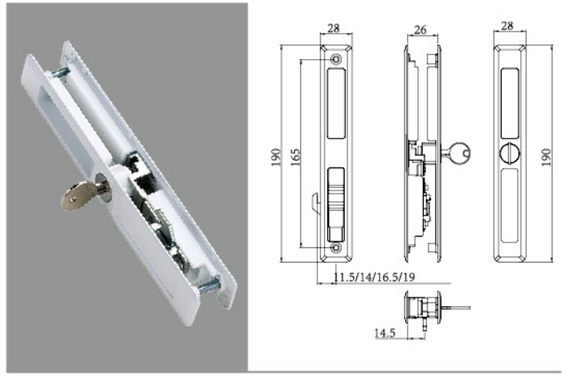

9.04.0068 11号钩锁 #11 Hook lock

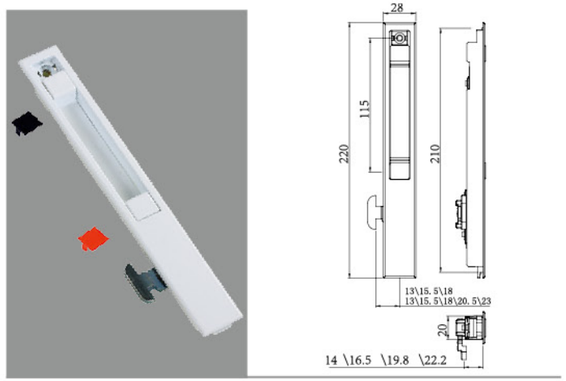

9.04.0069 11号双面钩锁 #11 double-side hook lock

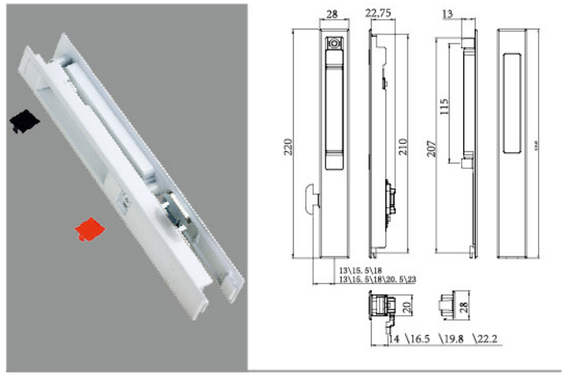

9.04.0070 11号钩锁双面拉手 #11 hook lock double handle

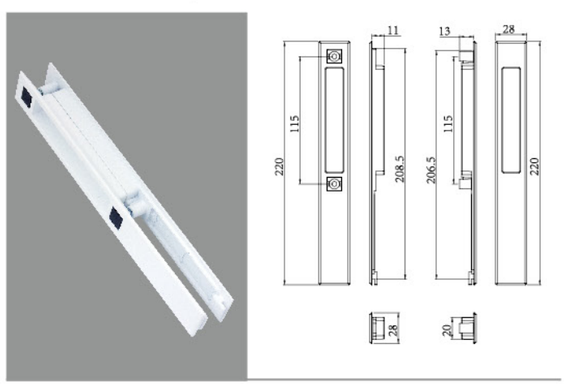

9.04.0071 11号钩锁内拉手 #11 hook lock(inward handle)

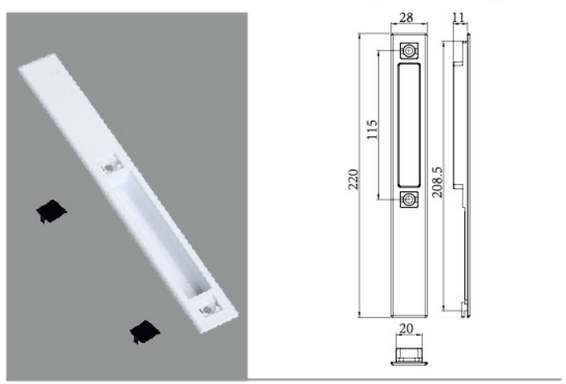

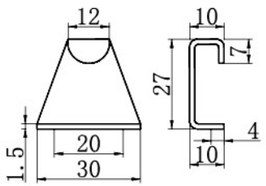

3.03.040020
(SG01)

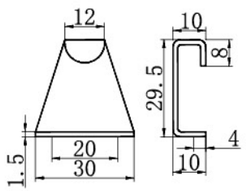

3.03.040021
(SG02)

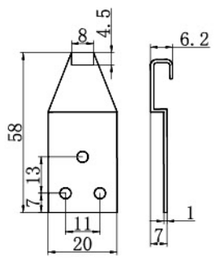

3.03.040022
(SG03)

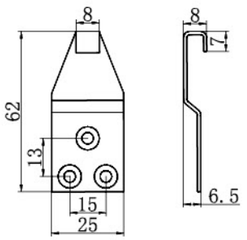

3.03.040023 / 3.05.040010
(SG04)

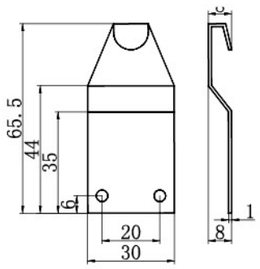

3.03.040024
(SG05)

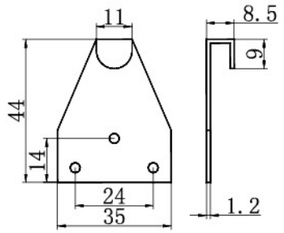

3.03.040026
(SG07)

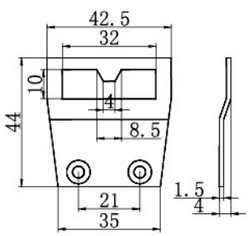

3.03.040027
(SG08)

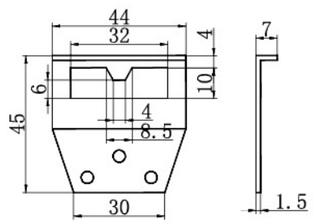

3.03.040028
(SG09)

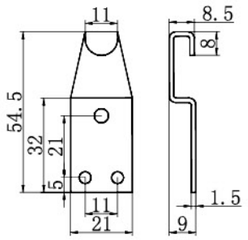

3.03.040029
(SG10)

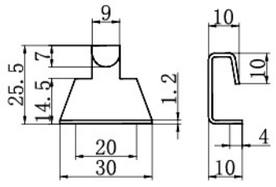

3.03.040031
(SG12)

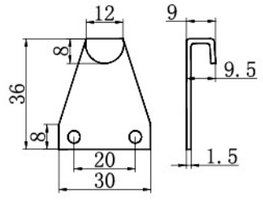

3.03.040032
(SG13)

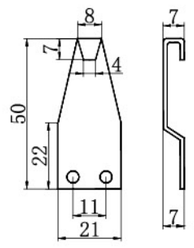

3.03.040033
(SG14)

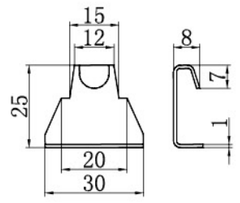

3.05.040011
(SG15)

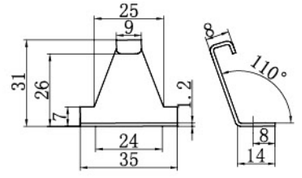

3.03.040034
(SG16)

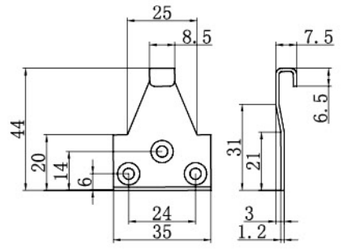

3.03.040035
(SG17)

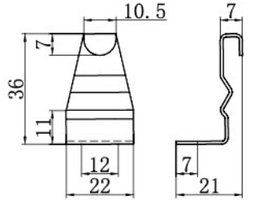

3.03.040037 / 3.05.040012
(SG19)

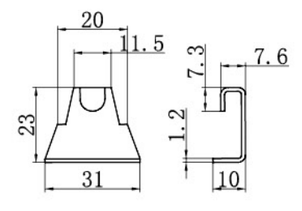

3.03.040046 / 3.05.040015
(SG23)

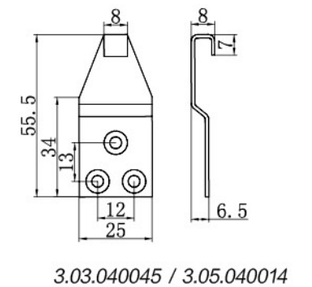

3.03.040045 / 3.05.040014
(SG27)

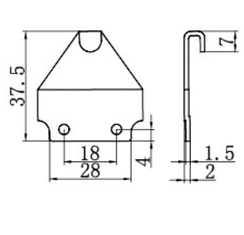

3.05.040016
(SG30 西飞 2 号钩子)

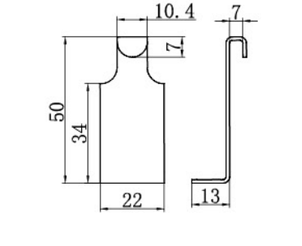

3.05.040017
(SG31 西飞 1 号钩子)

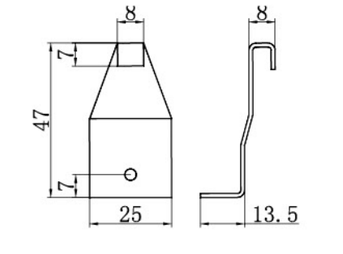

3.05.040018
(80C 钩子)

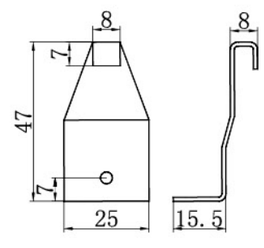

3.05.040019
(90C 钩子)

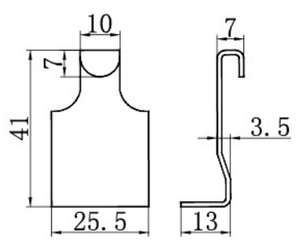

3.05.040022
(828-4 钩子 / 苹果 828 不锈钩子)

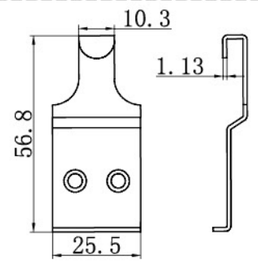

3.05.040023
(80C1# 不锈钢钩子)

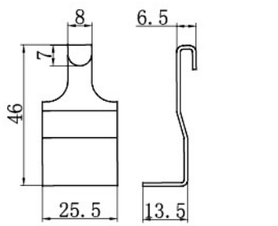

3.05.040024
(80C2# 不锈钢钩子)

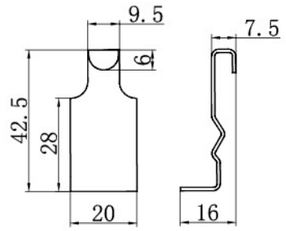

3.05.040030
(828-2 钩子)

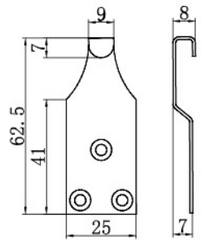

3.05.040031
(4# 新钩子)

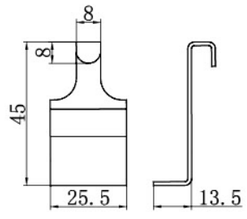

3.05.040032
(城东锁钩子)

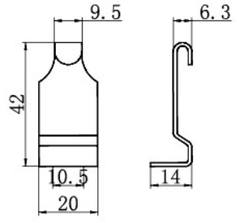

3.05.040035
(828-1 钩子)

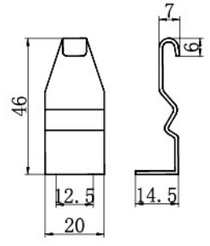

3.05.040036
(828-3 钩子)

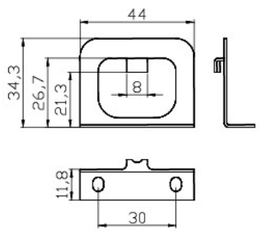

3.05.040039
(90 方锁勾 -1)

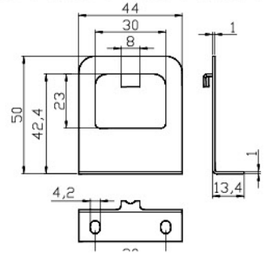

3.05.040040
(90 方锁勾 -2)

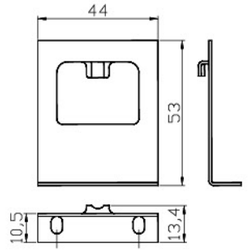

3.05.040041
(90 方锁勾 -3)

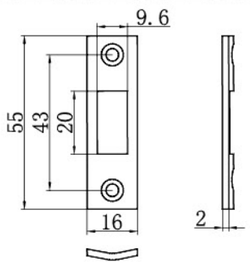

3.03.080005
(钩锁扣)

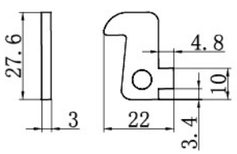

3.03.040010
(钩锁钩子)

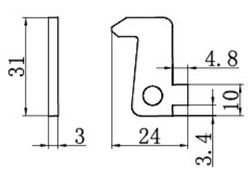

3.03.040053
(钩锁钩子 -1)

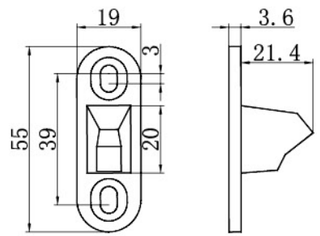

3.02.040053
(钩锁锁扣)

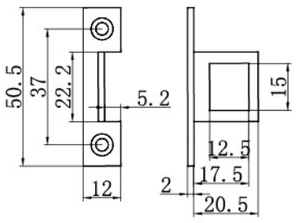

3.03.080006
(锁扣 1#/ 碰锁钩子定做)

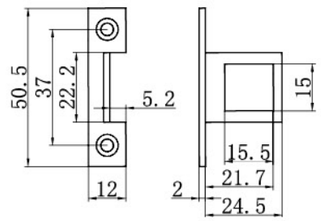

3.03.070047
(锁扣 2#/ 碰锁钩子)

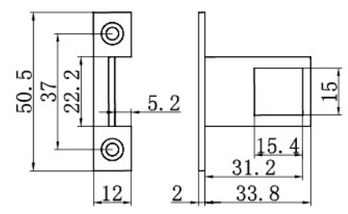

3.03.070046
(锁扣 3#/ 中悬窗钩子)

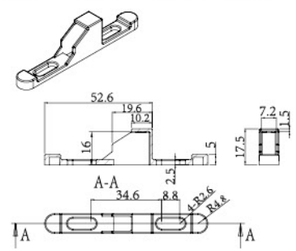

3.02.040123
(9 号钩锁锁扣)

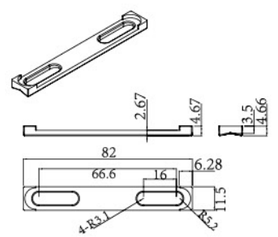

3.04.040044
(9 号钩锁衬块)

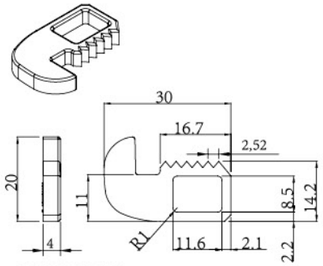

3.02.040124
(9 号钩锁 2 号锁钩)

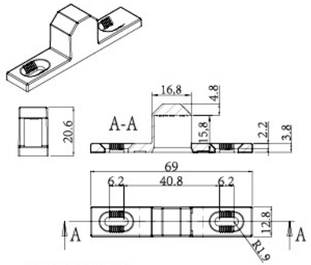

3.02.040125
(11 号钩锁锁扣)

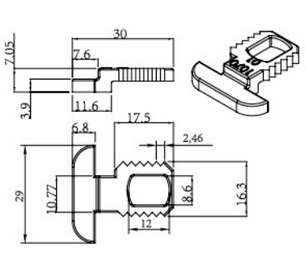

3.02.040126
(11 号钩锁 2 号锁钩)

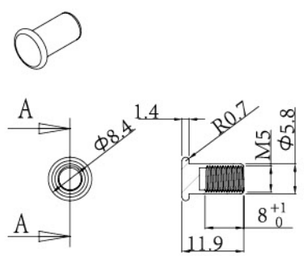

3.01.040014
(装饰螺帽)



滑轮系列
Roller Series

技术信息：
符合 JG/T 129-2007 标准；
符合 GB/T 10125-1997 标准



承重 25Kg / 2 只

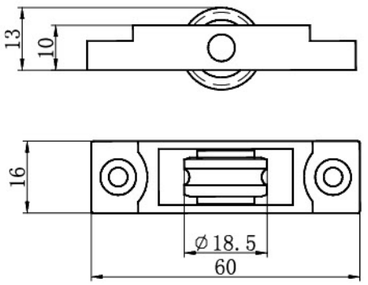

9.05.0001
95(06) 滚针门槽轮 (聚碳)
95(06)needle door notch roller(polycarbonate)



承重 30Kg / 2 只

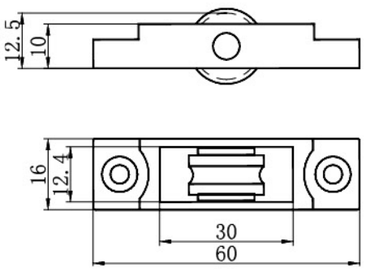

9.05.0003
95(06) 滚针铜门槽轮 (专用)
95(06)needle copper door notch roller(for special purpose)



承重 30Kg / 2 只

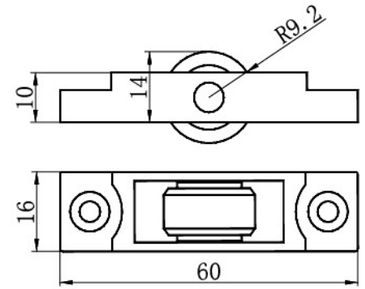

9.05.0009
95(04) 滚针铜平轮 (专用)
95(04)needle copper level roller(for apecial purpose)



承重 25Kg / 2 只

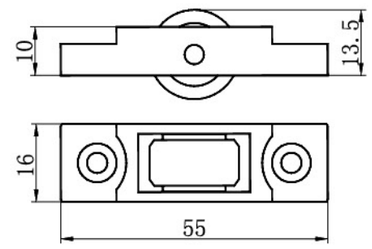

9.05.0012
95 聚碳平轮 (C)
95 polycarbonate level roller(C)


承重 20Kg / 2只

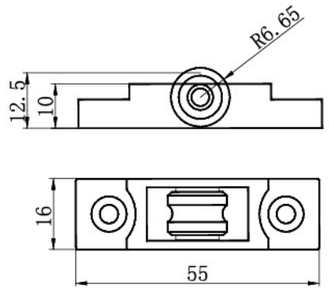

9.05.0015
88 聚碳槽轮 (A)
88 Polycarbonate notch roller(A)


承重 25Kg / 2只

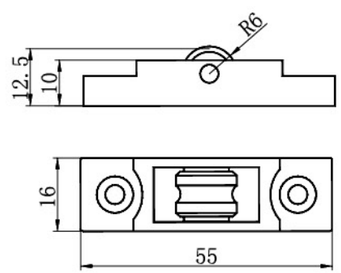

9.05.0018
88 铜槽轮 (专用)
88 Copper notch roller(for special purpose)


承重 20Kg / 2只

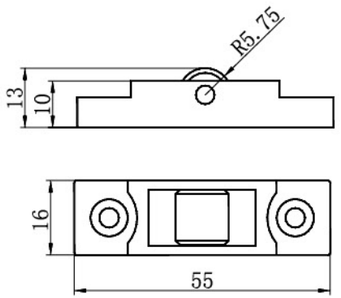

9.05.0020
80 聚碳平轮 (C)
80 Polycarbonate level roller(C)


承重 25Kg / 2只

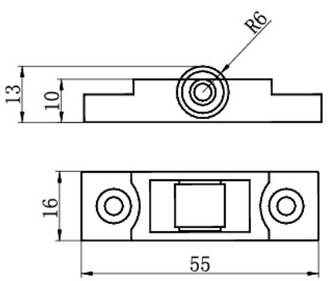

9.05.0022
80 铜平轮 (专用)
80 Copper level roller(for special prupose)


承重 25Kg / 2只

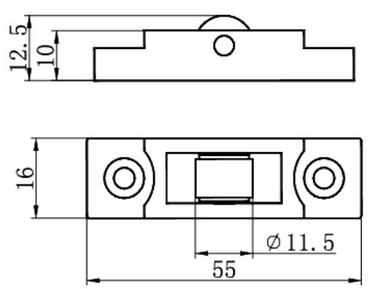

9.05.0024
80 铜平轮 (C)
80 Copper level roller(C)


承重 20Kg / 2只

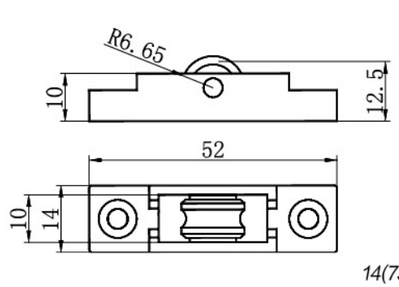

9.05.0025
14(73) 聚碳槽轮
14(73)Polycarbonate notch roller


承重 20Kg / 2只

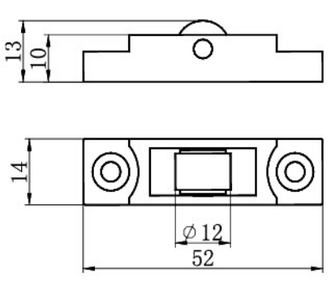

9.05.0026
14(73) 聚碳平轮
14(73) Polycarbonate level roller


承重 25Kg / 2只

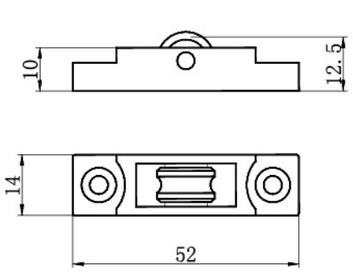

9.05.0027
14(73) 铜槽轮 (专用)
14(73) Copper notch roller(special purpose)



承重 25Kg / 2只

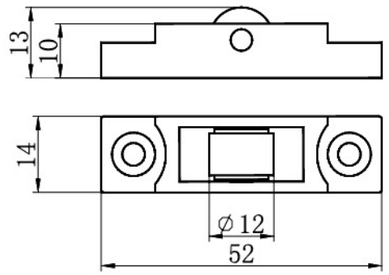

9.05.0028
14(73) 铜平轮 (专用)
14(73)Copper level roller(special purpose)



承重 30Kg / 2只

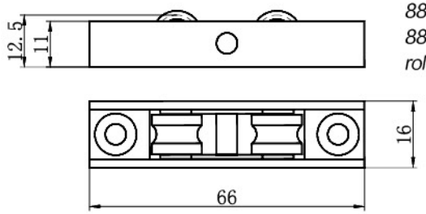

9.05.0029
88 铜槽双轮 (专用)
88 Copper notch twin roller(special purpose)



承重 30Kg / 2只

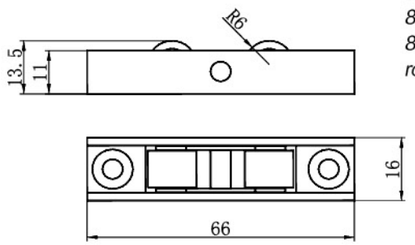

9.05.0030
80 铜平双轮 (专用)
80 Copper level twin roller(special purpose)



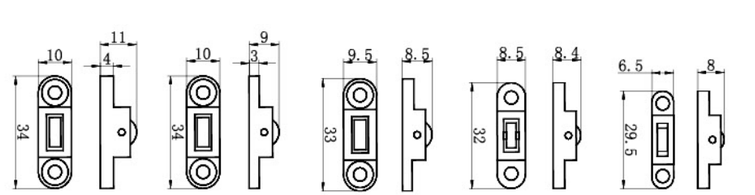

9.05.0034
纱窗滑轮 (3*10)
Screen window roller(3*10)

9.05.0035
纱窗滑轮 (3*10*7)
Screen window roller(3*10*7)

9.05.0036
纱窗滑轮 (3*9.5)
Screen window roller(3*9.5)

9.05.0037
纱窗滑轮 (3*8.5)
Screen window roller(3*8.5)

9.05.0038
纱窗滑轮 (3*6.5)
Screen window roller(3*6.5)

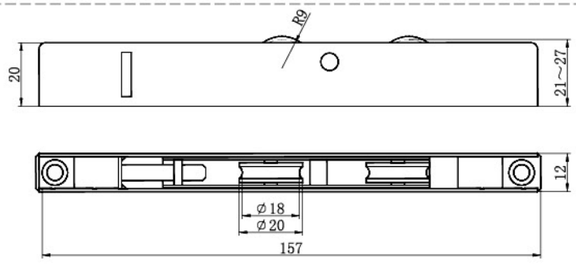

9.05.0041
滚珠可调门铜双轮
Ball modulation door copper twin roller



承重 80Kg / 2只

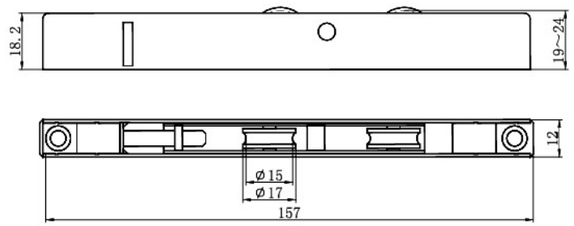

9.05.0042
滚珠可调窗铜双轮
Ball modulation window copper twin roller



承重 80Kg / 2只

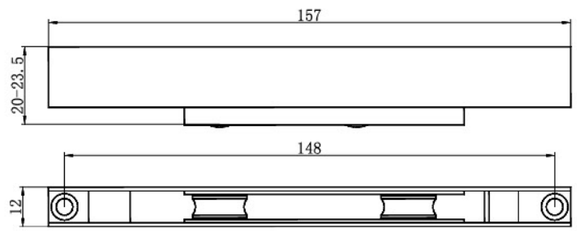

9.05.0061
不锈钢可调双轮
Stainless steel window copper twin roller



承重 50Kg / 2只



辅助件系列
Auxiliaries Series

技术信息：
符合 JG/T212-2007 标准

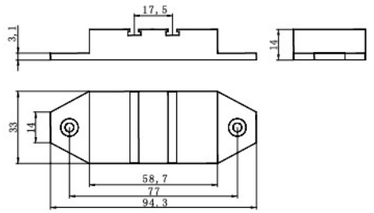

9.08.0040
百合花密封桥
Lily sealed bridge

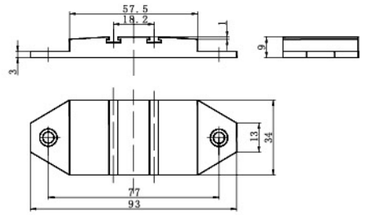

9.08.0041
实 80 密封桥
Shide 80 sealed bridge

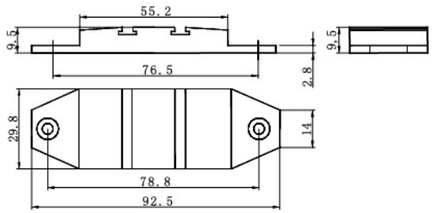

9.08.0042
吴泰密封桥
Wutai sealed bridge

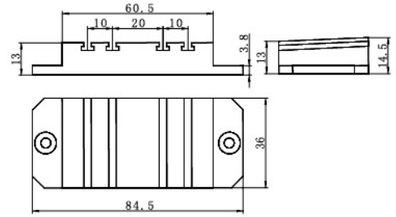

9.08.0045
华 60 密封桥
Hua60 sealed bridge

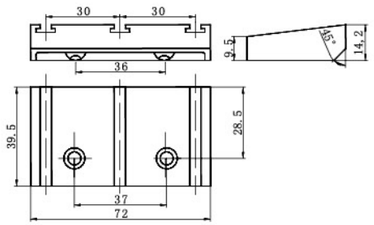

9.08.0046
开捷密封桥
Kaijie sealed bridge

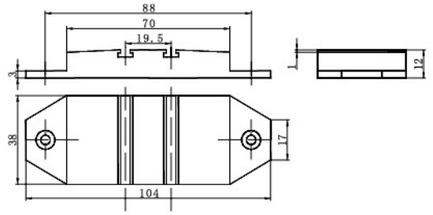

9.08.0047
实德密封桥
Shide sealed bridge

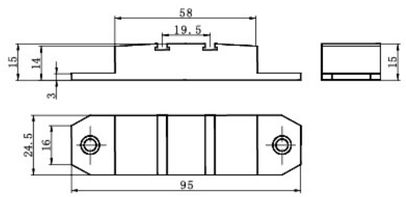

9.08.0048
纱窗密封桥
Screen window sealed bridge

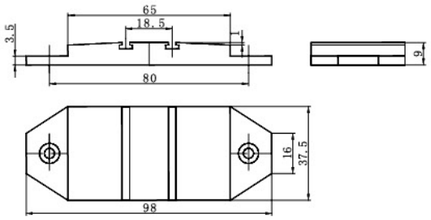

9.08.0049
国风密封桥
Guofeng sealed bridge

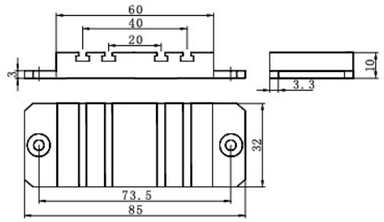

9.08.0050
华 50 密封桥
Hua 50 sealed bridge

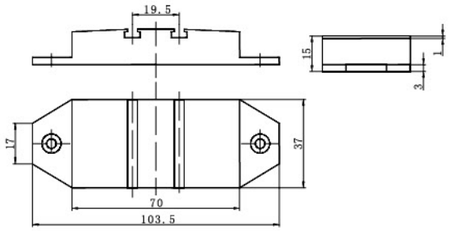

9.08.0051
海螺密封桥
Conch sealed bridge

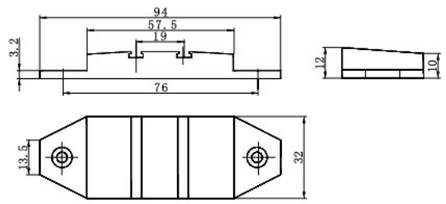

9.08.0052
海螺 73 窗用密封桥
Conch 73 window sealed bridge

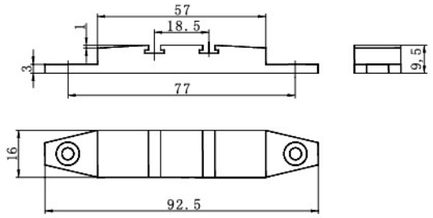

9.08.0053
海螺 73 窗用密封桥 -1
Conch 73 window sealed bridge-1

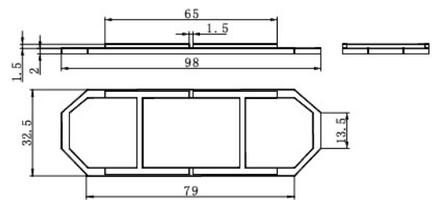

9.08.0054
国风 80 密封桥底
Guofeng 80 sealed bridge base

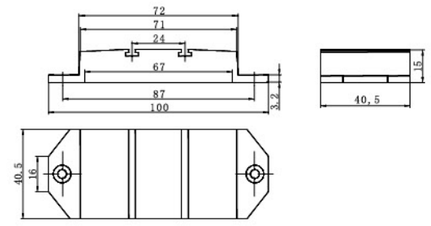

9.08.0055
国风 65 窗用密封桥
Guofeng 65 window sealed bridge

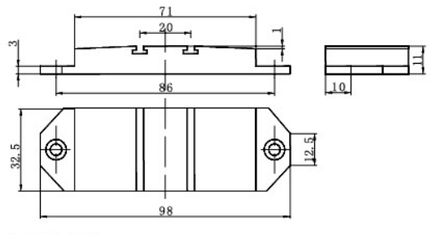

9.08.0057
国风 80 密封桥
Guofeng 80 sealed bridge

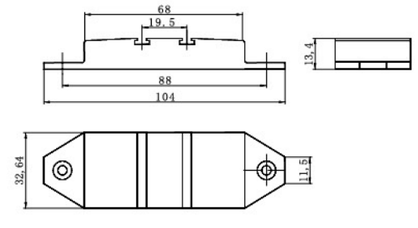

9.08.0058
海 80 窗用密封桥
Hai 80 window sealed bridge

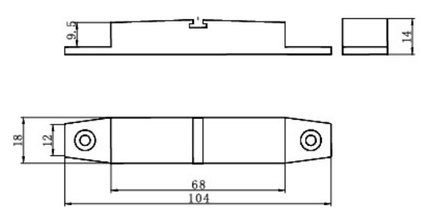

9.08.0060
海 80 纱窗密封桥
Hai 80 screen window sealed bridge

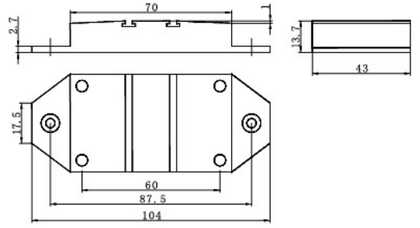

9.08.0044
维卡密封桥
Weika sealed bridge

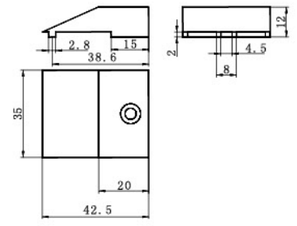

9.08.0009
05 助升块
05 rise-aid slide block

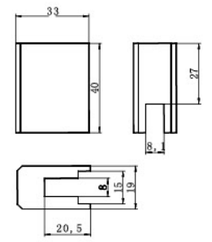

9.08.0038
8 限位块
8 limit block

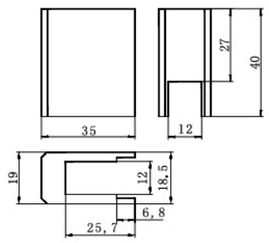

9.08.0034
通用 95 限位块 (12 限位块)General 95 limit block

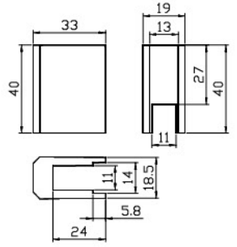

9.08.0035
通用 80 限位块 (11 限位块)
General 80 limit block

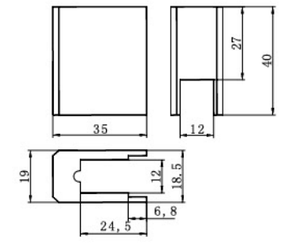

9.08.0036
海有槽限位块
Conch notched limit block

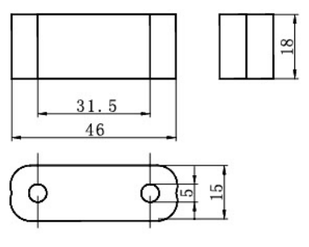

9.08.0037
国风限位块
Guofeng limit block

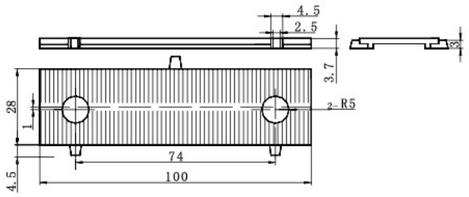

9.08.0015 青岛百龙玻璃垫片
Qingdao bailong glass pad

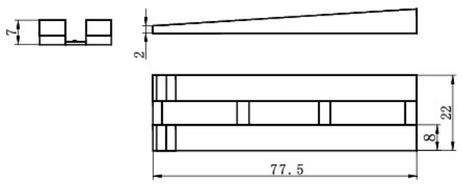

9.08.0016
国风玻璃垫片
Guofeng glass pad

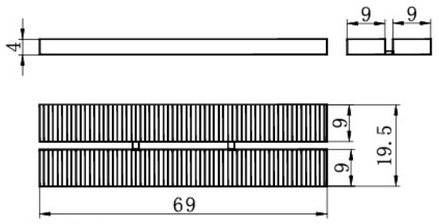

9.08.0017
通用玻璃垫片
Ventilation glass pad

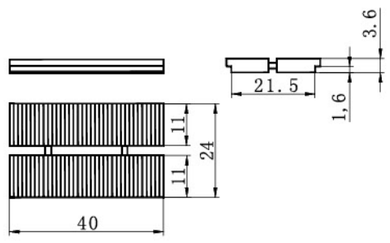

9.08.0019
实德玻璃垫片
Shide glass pad

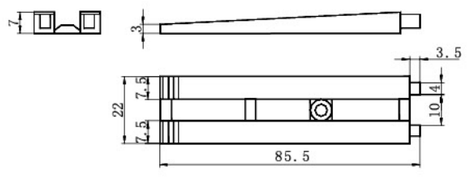

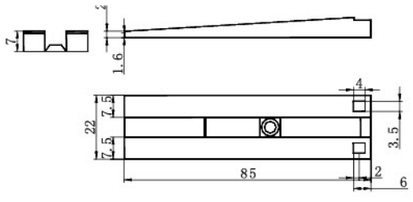

9.08.0020
国风转角玻璃垫片 -1
Guofeng glass pad-1

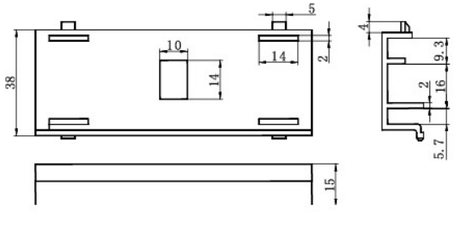

9.08.0025
三玻垫片 (厚)
Triple glass pad(thick)

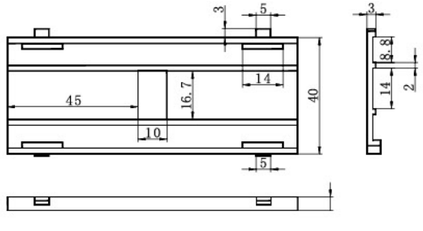

9.08.0026
三玻垫片 (薄)
Triple glass pad(thin)

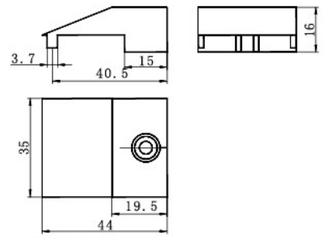

9.08.0001
海螺助升滑块
Conch rise-aid slide block

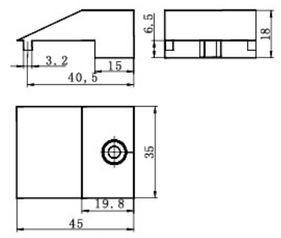

9.08.0002
实德助升滑块
Shide rise-aid slide block

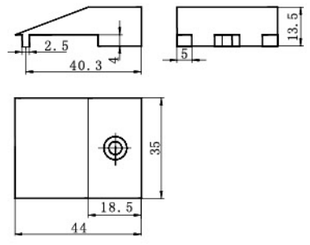

9.08.0003
国风助升滑块
Guofeng rise-aid slide block

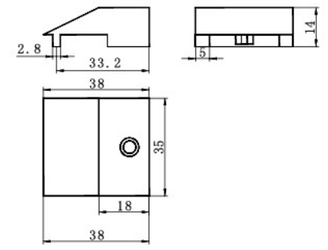

9.08.0004
国风 50 助升滑块
Guofeng 50 rise-aid slide block

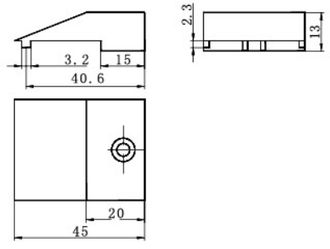

9.08.0005
华塑助升滑块
Huasu rise-aid slide block

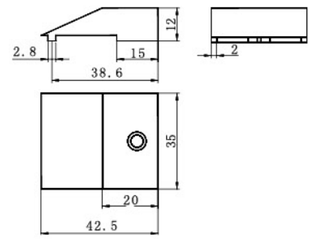

9.08.0006
德玛斯 06 助升滑块
Demas 06 rise -aid slide block

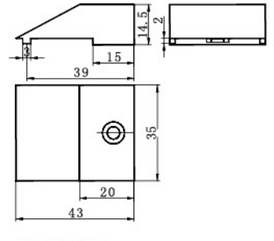

9.08.0007
德玛斯 07 助升滑块
Demas 07 rise-aid slide block

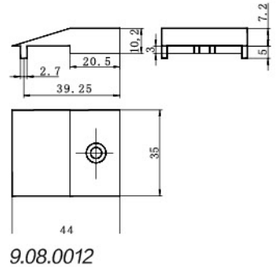

9.08.0012
10 助升块
10 rise-aid slide block

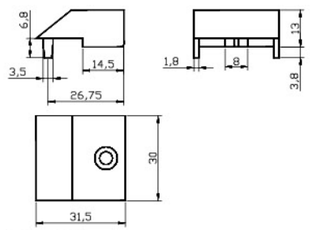

9.08.0154
海螺 65 助升滑块
Conch 65 rise-aid slide block

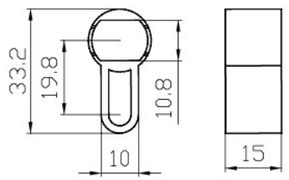

9.08.0115
锁芯塞
Lock core plug

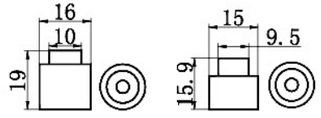

9.08.0064
19X16 碰珠 (19X16 touch bead)
19*16 touch ball
9.08.0065
16X16 碰珠 (16X16 touch bead)
16*16 touch ball

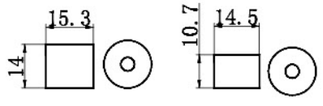

9.08.0066
14X16 碰珠 (14X16 touch bead)
14*16 touch ball
9.08.0068
80 碰珠 (80 touch bead)
80 touch ball

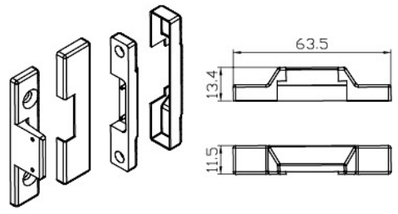

3.10.0160
6 号隐藏式中间锁
#6 Built-in central lcok

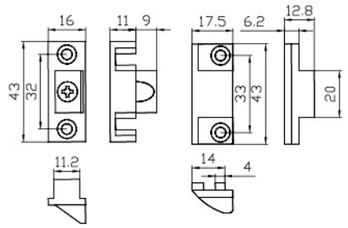

9.08.0095
隐藏式中间锁
Built-in central lock

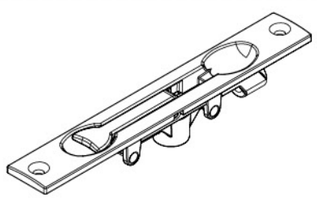

9.08.0253
隐藏式翻转插销
Built-in reversal bolt

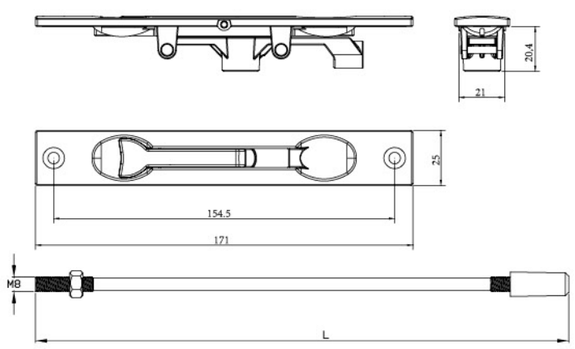

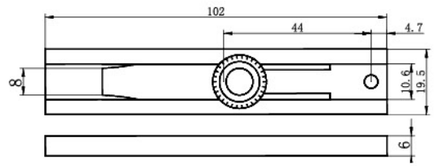

9.08.0103
普通插肖
General bolt

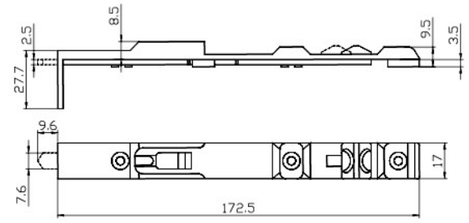

3.10.0162
6-1 号插肖
#6-1 Bolt

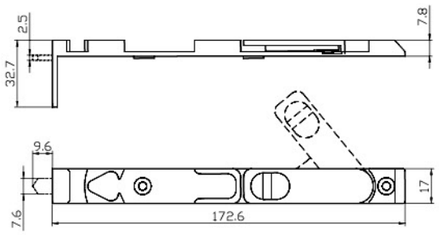

3.10.0163
6-2 号插肖
#6-2 Bolt

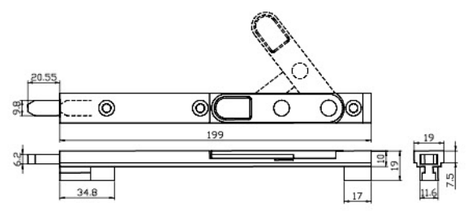

9.08.0184
5 号插肖
#5 Bolt

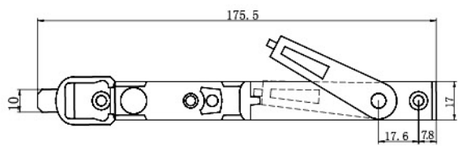

9.08.0096
德式插肖
German bolt

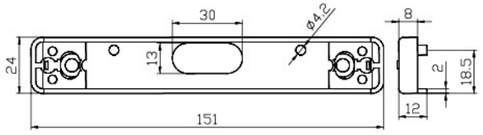

9.03.0096
10 号锁板
#10 Bolt

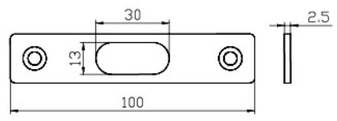

3.03.030349
11 号锁板
#11 Bolt

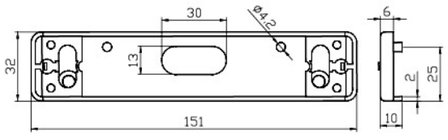

9.03.0095
9 号锁板
#9 Bolt

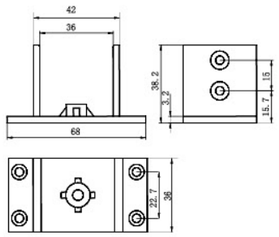

9.08.0106
俄式中挺插接件
(Russian mullion fasteners)

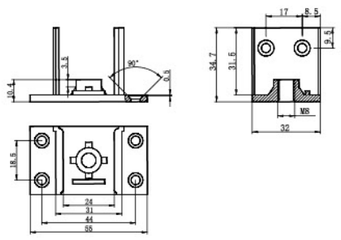

9.08.0107
海螺中挺插接件
(CONCH mullion fasteners)

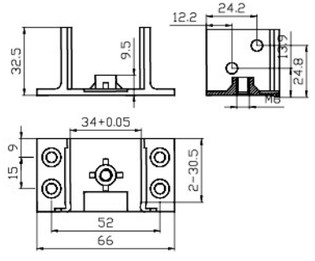

9.08.0047
4 号中挺插接件
(#4 mullion fasteners)

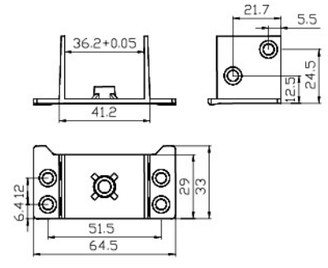

9.08.0048
5 号中挺插接件
(#5 mullion fasteners)

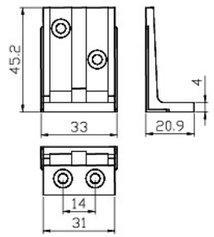

L3.02.080078
LG 中挺插接件
(LG mullion fasteners)

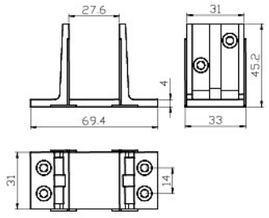

L3.02.080077
LG 中挺插接件
(LG mullion fasteners)

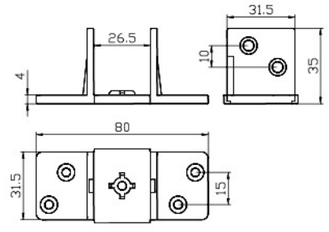

3.02.080082
8 号中挺插接件
(#8 mullion fasteners)

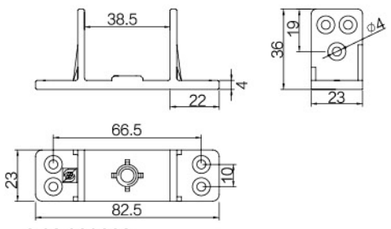

3.02.080083
9 号中挺插接件
(#9mullion fasteners)

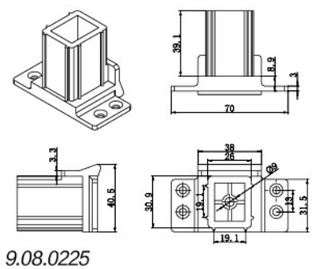

9.08.0225
中挺插接件
mullion fasteners

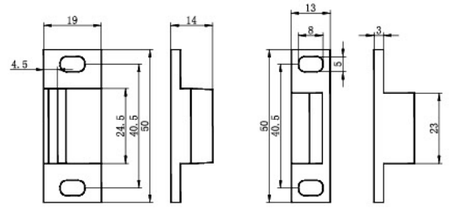

9.08.0114
塑料中间锁
Plastic middle lock

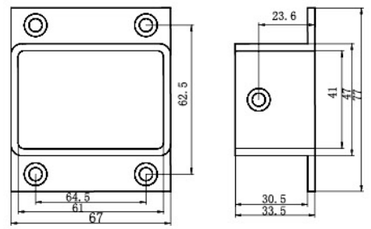

9.08.0105
栅栏插接件
(Fence fasteners)

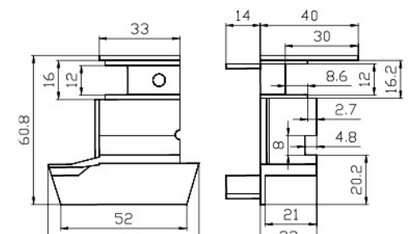

9.08.0061
型材封盖
Extrusion cover

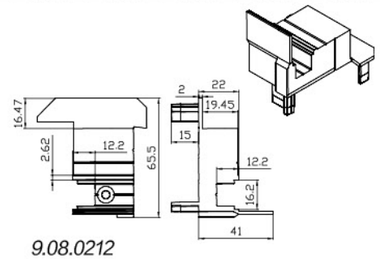

9.08.0212
2 号中挺封盖 A
2# mullion cover A

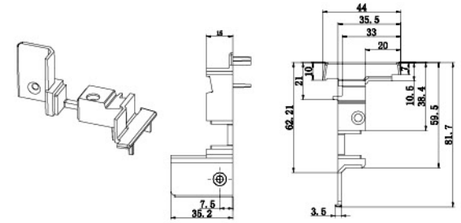

9.08.0241
3 号中挺封盖 A
3# mullion cover A

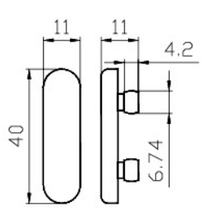

9.08.0063
漏水孔盖
Lleakage hole cover

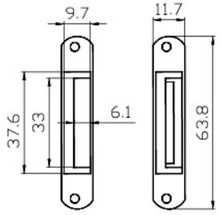

9.08.0119
叶片式漏水孔盖
Leafy vent cover

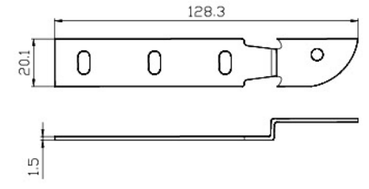

3.03.080015
铁脚固定片
Iron-foot fixture

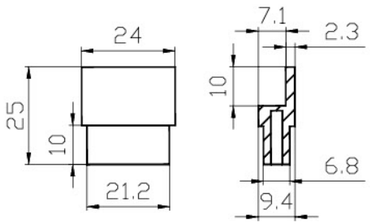

9.08.0108
T 型堵头
T-shaped plug

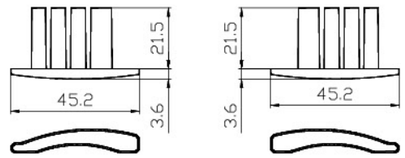

9.08.0113
卷帘窗堵头
Roller blinds blug



名称	型号 L(mm)
连接螺栓	60
	80
	100
	120

9.08.0102
连接螺栓
Connecting screw



9.08.0081
10 × 120 铁膨胀 (10 × 120 iron expansion)
9.08.0082
10 × 100 铁膨胀 (10 × 100 iron expansion)
9.08.0083
10 × 80 铁膨胀 (10 × 80 iron expansion)

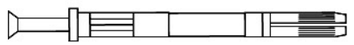

9.08.0086
10 × 90 塑膨胀 (10 × 90 plastic expansion)
9.08.0087
10 × 72 塑膨胀 (10 × 72 plastic expansion)
9.08.0088
10 × 120 塑膨胀 (10 × 120 plastic expansion)

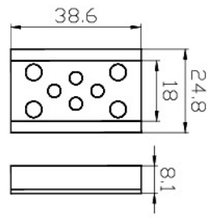

9.08.0077
纱窗垫块
Screen window mat

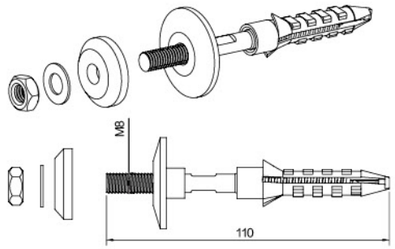

9.08.0251
韩式膨涨螺栓
Korea expansion spigot

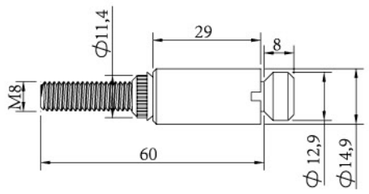

9.08.0248
1 号合页螺栓
#1 hinge spigot

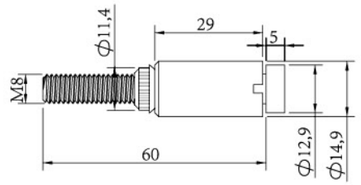

9.08.0249
3 号合页螺栓
#3 hinge spigot

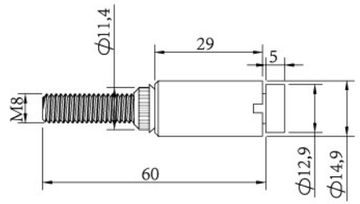

9.08.0250
4 号合页螺栓
#4 hinge spigot

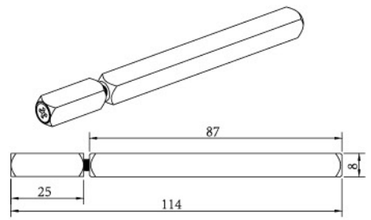

9.08.0252
两节方柱
Two parts spindle

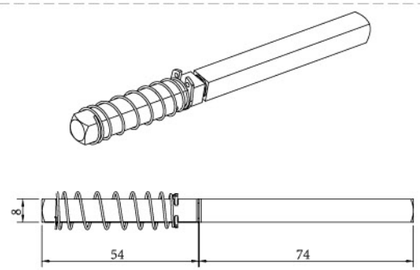

00109165
两节弹簧方柱
Spring spindle in two parts

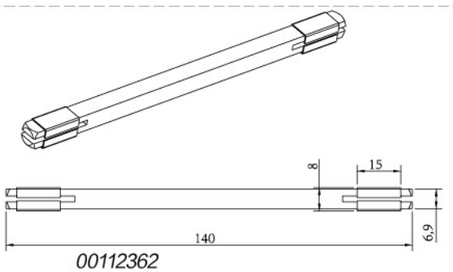

00112362
带缺口方柱 7X7X140
spindle with gap 7*7*140

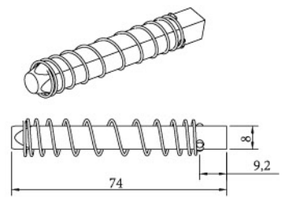

00100811
弹簧方柱
Spring spindle

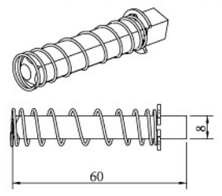

00107368
弹簧方柱
Spring spindle

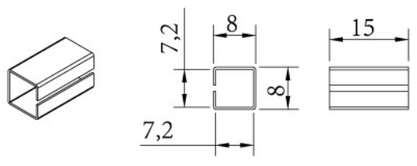

00112338
7x7 转 8x8 方套
Small square sheath for spindle 7*7/8*8

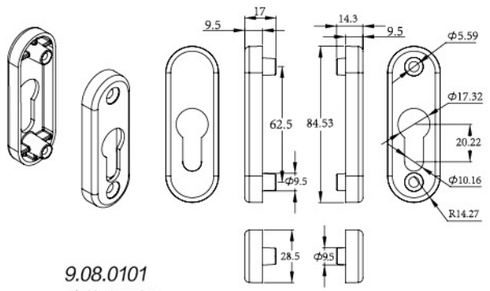

9.08.0101
连体小面板
Minor panel

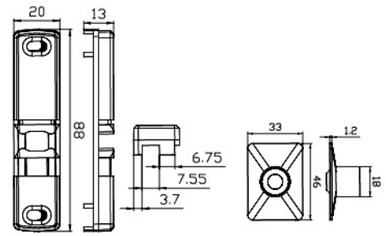

9.08.0138
门碰
Door damper

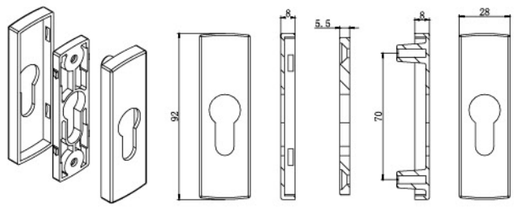

9.01.0254
4 号小面板
Minor panel

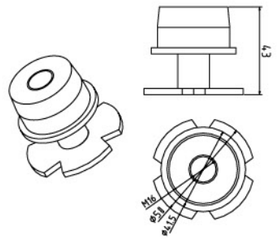

9.08.0234
铝螺帽螺丝
Bay pole jacking

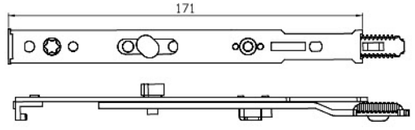

3.10.0159
6 号假连接件
6# Connecting fastener

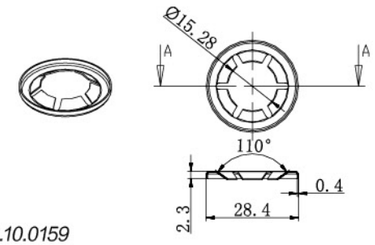

3.10.0159
28.2 不锈钢卡簧
28.2 stainless steel jump ring

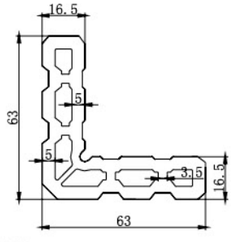

9.08.0237
扇铝材角码
Fan aluminum profile corner

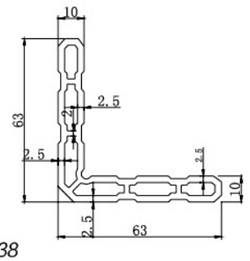

9.08.0238
扇塑材铝角码
Fan upvc profile corner

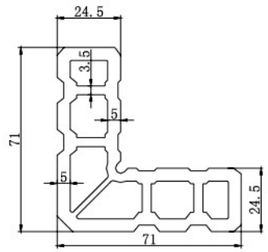

9.08.0239
框铝材角码
Frame aluminum profile corner

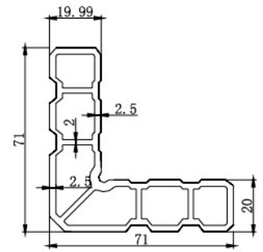

9.08.0240
框塑材铝角码
Frame upvc profile corner

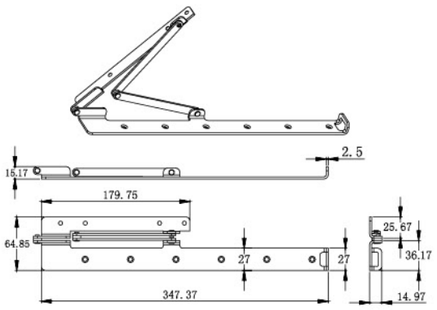

9.06.0148
台板四连杆 A
Table hinge A

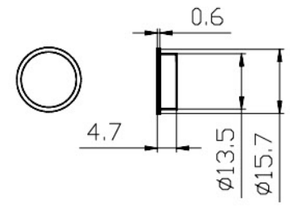

9.08.0062
型材小盖
Extrusion minor cover
型号 :15mmX17mm

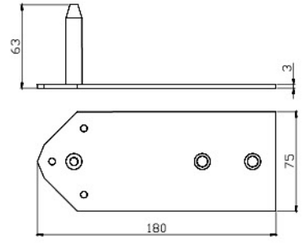

9.08.0126
英式铝合金窗安装连接件
English aluminum window
connecting fastener

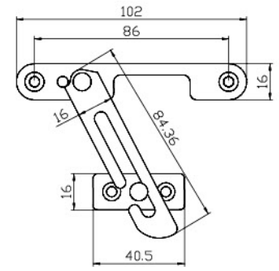

9.08.0222
门钩
Door hook

工程案例
Engineering Projects

工程案例

序号	名称	序号	名称
1	中国农业科学研究院	41	北京顺义胡各庄回迁安置房
2	中国家用电器研究院	42	北京顺义马坡（西侧）限价房
3	中国矿业大学（北京）科研实验楼	43	北京新发地回迁安置房（天骄俊园）
4	北京航天九院科研楼	44	北京回龙观西城区定向安置房
5	北京国际图书城	45	北京丽泽 C9 商务区定向安置房
6	北京市力迈国际学院	46	北京昌平未来科技城回迁安置房
7	北京市经济管理学院	47	北京丰台吴家场回迁安置房
8	北京全国宣传干部学院	48	北京海淀苏家坨保障房
9	北京广泉公寓	49	北京昌平百嘉城经济适用房
10	北京广源小区	50	北京昌平宏福苑南一区 / 二区
11	北京市公安局消防局公寓	51	北京通州新华联家园
12	北京市移动大白楼通讯楼	52	北京预备役高炮师经济适用房
13	北京云云国际公寓	53	北京丰台小红门新村一期回迁楼
14	北京丰台万年花城	54	北京丰台二七厂回迁楼
15	北京朝阳白领家园	55	北京丰台滨湖家园
16	北京远洋山水	56	北京大兴康庄三期 / 四期限价房
17	北京加洲水郡	57	北京朝阳柳芳园社区门窗节能改造
18	北京首城国际中心（部分）	58	廊坊燕郊首尔园——甜城
19	北京康城花园	59	廊坊燕郊东方夏威夷北岸
20	北京朝阳通惠家园	60	廊坊燕郊东方夏威夷南岸一期
21	北京地铁昌平线	61	廊坊三河新天地一期 / 二期 / 三期
22	北京安家楼住宅区	62	廊坊燕郊壹克拉公馆一期 / 二期
23	北京昌平宏福南苑	63	廊坊三河天阔花园
24	北京昌平东园住宅小区	64	廊坊燕郊燕达新城二期（新锐时代）
25	北京延庆夏都湾渡假村	65	廊坊燕郊信息大厦
26	北京芍药居东区红玺台住宅楼	66	廊坊燕郊燕京航城三期，五期，六期
27	北京海淀雪梨澳乡别墅	67	廊坊燕郊北欧小镇
28	北京海淀西北旺家园	68	廊坊燕郊天洋城四期
29	北京海淀世纪城	69	廊坊燕郊天洋城四代
30	北京八达岭高速沿线隔声改造项目	70	廊坊燕郊华泰靖湘园
31	北京工业大学学生公寓	71	廊坊北昌区回迁房（盛通地产）
32	北京昌平溪城家园	72	廊坊燕郊玫瑰花园
33	北京城建集团员工公寓	73	廊坊燕郊鼎盛嘉城国际
34	北京温泉 C-6/7/8/11 地块综合项目	74	廊坊燕郊鼎盛集团办公楼
35	北京上庄三信嘉苑（经济适用房）	75	固安孔雀城别墅
36	北京回龙观风雅园（经济适用房）	76	固安国泉城
37	北京回龙观云趣园（经济适用房）	77	刑台万峰大酒店（国际五星级）
38	北京回龙观龙锦苑（经济适用房）	78	承德阳光四季城
39	北京首开畅心园（经济适用房）	79	保定秀兰城市绿洲
40	北京朝阳泓善家园（经济适用房）	80	保定秀兰尚城

序号	名称	序号	名称
81	保定盛和家园	121	沈阳爱家郦都三期
82	徐水锦绣家园	122	辽宁省丹东市服务中心办公大楼
83	保定金融专科学院	123	辽宁省葫芦岛首创山水倾城
84	保定晨巍佳欣	124	沈阳金杯汽车办公大厦
85	保定定州领秀城	125	宁波华侨城
86	保定青山地产—警盾家园	126	芜湖海螺型材工业园
87	保定青山地产—世家郦园	127	芜湖上汽集团（奇瑞汽车）
88	保定阳光水岸	128	安徽鑫科工业园
89	呼和浩特公园大道	129	漳州银苑花园
90	呼和浩特东河财富广场	130	黑龙江五大连池度假村（宏福）
91	呼和浩特天凯苑小区	131	黑龙江大庆全市门窗改造工程
92	包头北滨小区	132	武昌丽岛花园
93	鄂尔多斯鼎晟家园	133	武汉沌口新江汉大学
94	鄂尔多斯兴蒙时代广场	134	武汉万科世纪花城
95	鄂尔多斯金钰华庭	135	杭州绿城桂花城
96	鄂尔多斯红海家园	136	上海交通大学
97	鄂尔多斯柳沟河公租房	137	上海贵龙园花园
98	鄂尔多斯三联北尚	138	上海新梅共和城
99	鄂尔多斯北部核心组团悦和城，万和城大型公租房项目（部分）	139	南京金陵花园
100	西安万科新地城	140	南京太湖之星
101	西安富力城	141	南京财经大学
102	西安龙湖紫都城	142	苏州四季花园
103	西安中海国际社区	143	苏州明都花园
104	西安龙城四季	144	苏州今日花园
105	西安紫薇城市花园	145	扬州大学农学院
106	西安欧风苑别墅区	146	扬州宋城名都
107	西安金桥花园	147	福州市闽江技术学院
108	广州白云高尔夫花园	148	福清市华林路锦秀华庭商住楼
109	广州芳草园	149	厦门艾德花园
110	广州金贵园	150	泉州福康大厦
111	东莞东泰花园	151	天津安定医院
112	深圳鹏兴花园	152	天津双环新家园
113	深圳创世纪滨海花园	153	天津绿地四季城
114	深圳际通大厦		
115	乌鲁木齐新疆交通厅		
116	新疆国土资源厅住宅楼		
117	乌鲁木齐市计委住宅楼		
118	沈阳三利和平湾花园		
119	沈阳豪隆世纪城		
120	沈阳紫堤东郡二期		

热忱欢迎海内外新老客户的惠顾指导！